



















**Le Gruyere European Curling Championships: Women - A Group**  
**Draw W7: Tuesday 11 December, 2012 -- 20:00**

Team	HMR	1	2	3	4	5	6	7	8	9	10	Score
 <b>Italy</b> Gaspari, D		1	1	1	1	1	0	1	3	X		<b>9</b>
 <b>Germany</b> Schoepp, A		0	0	0	0	0	2	0	0	X		<b>2</b>
View Detailed Scoreboard - Play CurlingZone Pick'em!												
Team	HMR	1	2	3	4	5	6	7	8	9	10	Score
 <b>Russia</b> Sidorova, A		0	0	0	3	1	3	0	0	1	X	<b>8</b>
 <b>Hungary</b> Szekeres, I		0	0	0	0	0	0	2	1	0	X	<b>3</b>
View Detailed Scoreboard - Play CurlingZone Pick'em!												
Team	HMR	1	2	3	4	5	6	7	8	9	10	Score
 <b>Switzerland</b> Ott, M		0	1	1	0	0	3	0	0	2	X	<b>7</b>
 <b>Czech Republic</b> Klimova, L		1	0	0	2	0	0	0	1	0	X	<b>4</b>
View Detailed Scoreboard - Play CurlingZone Pick'em!												
Team	HMR	1	2	3	4	5	6	7	8	9	10	Score
 <b>Finland</b> Malmi, A		0	1	0	1	0	0	X				<b>2</b>
 <b>Sweden</b> Sigfridsson, M		0	0	3	0	3	3	X				<b>9</b>
View Detailed Scoreboard - Play CurlingZone Pick'em!												
Team	HMR	1	2	3	4	5	6	7	8	9	10	Score
 <b>Scotland</b> Muirhead, E		2	0	1	4	0	2	X				<b>9</b>
 <b>Denmark</b> Nielsen, L		0	1	0	0	1	0	X				<b>2</b>
View Detailed Scoreboard - Play CurlingZone Pick'em!												











**Le Gruyere European Curling Championships: Women - A Group**  
**Standings**

Team	GP	W	L	PCT	DSC
<b>A GROUP</b>					
 <b>Sweden</b> Sigfridsson, M	7	6	1	0.857	15.52
 <b>Russia</b> Sidorova, A	7	6	1	0.857	26.98
 <b>Switzerland</b> Ott, M	7	5	2	0.714	12.35
 <b>Denmark</b> Nielsen, L	7	5	2	0.714	23.80
 <b>Scotland</b> Muirhead, E	7	5	2	0.714	28.83
 <b>Italy</b> Gaspari, D	7	2	5	0.286	21.00
 <b>Czech Republic</b> Klimova, L	7	2	5	0.286	47.68
 <b>Germany</b> Schoepp, A	7	2	5	0.286	53.38
 <b>Finland</b> Malmi, A	7	1	6	0.143	50.32
 <b>Hungary</b> Szekeres, I	7	1	6	0.143	74.03




GP = Games Played, W = Wins; L = Losses; PCT = Winning Percentage; DSC = Tiebreaker Shootout Distance.

";

**Le Gruyere European Curling Championships: Women - A Group  
DSC Results**

Team	Average	Games							
 <b>Switzerland</b> Ott, M	<b>12.35cm</b>	40.20	5.60	8.30	6.30	8.20	5.50	119.60*	
 <b>Sweden</b> Sigfridsson, M	<b>15.52cm</b>	26.90	21.20	0.00	5.50	23.80	15.70	53.40*	
 <b>Italy</b> Gaspari, D	<b>21.00cm</b>	117.40*	46.90	11.70	9.40	34.40	4.20	19.40	
 <b>Denmark</b> Nielsen, L	<b>23.80cm</b>	16.10	64.00	22.30	3.70	28.50	8.20	185.40*	
 <b>Russia</b> Sidorova, A	<b>26.98cm</b>	44.10	3.50	144.00*	62.60	50.80	0.00	0.90	
 <b>Scotland</b> Muirhead, E	<b>28.83cm</b>	67.80*	26.10	48.40	0.00	25.30	52.10	21.10	
 <b>Czech Republic</b> Klimova, L	<b>47.68cm</b>	67.20	111.00*	8.70	18.20	26.50	80.30	85.20	
 <b>Finland</b> Malmi, A	<b>50.32cm</b>	156.90*	87.40	85.00	16.00	23.90	82.70	6.90	
 <b>Germany</b> Schoepp, A	<b>53.38cm</b>	164.90	59.00	34.50	21.90	31.50	165.00*	8.50	
 <b>Hungary</b> Szekeres, I	<b>74.03cm</b>	143.00	92.40	166.20*	35.90	2.40	90.40	80.10	
		* = shootout dropped from total.							

Le Gruyere European Curling Championships --- Draw 22, Sheet A

Team	HMR	1	2	3	4	5	6	7	8	9	10	Score
 Italy Gaspari, D		1	1	1	1	1	0	1	3	X		9
 Germany Schoepp, A		0	0	0	0	0	2	0	0	X		2

View Detailed Scoreboard - Play CurlingZone Pick'em!

**Shooting: (All Shots, All Turns)**

Team	#SH	PTS	DIF	SWP	PCT
Team Gaspari					
4:Diana Gaspari	16	67	1.78	4.8	87
3:Giorgia Apollonio	16	67	1.88	5.4	87
2:Chiara Olivieri	16	58	1.42	3.5	74
1:Claudia Alvera	16	44	1.18	3.7	56
TEAM TOTALS	64	236	1.56	4.4	76
Team Schoepp					
4:Andrea Schoepp	16	31	1.88	4.0	40
3:Imogen Oona Lehmann	16	56	2.10	5.0	75
2:Stella Heiss	16	57	1.46	6.3	72
1:Nicole Muskatewitz	6	22	1.16	4.4	74
1:Corinna Scholz	10	32	1.58	5.7	66
TEAM TOTALS	64	198	1.72	5.1	64

**Shooting: (All Draws)**

Team	#SH	PTS	DIF	SWP	PCT
Team Gaspari					
4:Diana Gaspari	10	43	1.90	4.0	90
3:Giorgia Apollonio	9	35	1.78	7.0	81
2:Chiara Olivieri	3	11	1.34	2.2	74
1:Claudia Alvera	15	40	1.20	3.8	54
TEAM TOTALS	37	129	1.54	4.5	72
Team Schoepp					
4:Andrea Schoepp	7	13	2.14	3.8	38
3:Imogen Oona Lehmann	7	27	2.14	4.3	82
2:Stella Heiss	9	29	1.78	6.3	66
1:Corinna Scholz	8	27	1.50	5.0	69
1:Nicole Muskatewitz	6	22	1.16	4.4	74
TEAM TOTALS	37	118	1.76	4.9	66

**Shooting: (All Hits)**

Team	#SH	PTS	DIF	SWP	PCT
Team Gaspari					
4:Diana Gaspari	6	24	1.58	6.1	83
3:Giorgia Apollonio	7	32	2.00	3.3	96
2:Chiara Olivieri	13	47	1.44	3.8	74
1:Claudia Alvera	1	4	1.00	3.3	80
TEAM TOTALS	27	107	1.60	4.2	82
Team Schoepp					
4:Andrea Schoepp	9	18	1.68	4.1	42
3:Imogen Oona Lehmann	9	29	2.08	5.6	69
2:Stella Heiss	7	28	1.04	6.2	80
1:Corinna Scholz	2	5	1.92	8.3	54
TEAM TOTALS	27	80	1.66	5.4	62




**Shooting: (In-Turns)**

Team	#SH	PTS	DIF	SWP	PCT
Team Gaspari					
4:Diana Gaspari	11	46	1.54	4.2	86
3:Giorgia Apollonio	10	45	2.00	5.0	95
2:Chiara Olivieri	4	12	1.42	1.7	61
1:Claudia Alvera	3	9	1.00	3.3	60
TEAM TOTALS	28	112	1.64	4.0	83
Team Schoepp					
4:Andrea Schoepp	7	18	2.10	3.8	55
3:Imogen Oona Lehmann	7	25	2.26	4.3	77
2:Stella Heiss	7	22	1.76	7.1	64
1:Nicole Muskatewitz	2	8	1.00	6.7	80
1:Corinna Scholz	2	4	2.00	1.7	44
TEAM TOTALS	25	77	1.96	4.9	65

**Shooting: (Out-Turns)**

Team	#SH	PTS	DIF	SWP	PCT
Team Gaspari					
4:Diana Gaspari	5	21	2.30	6.0	89
3:Giorgia Apollonio	6	22	1.66	6.1	75
2:Chiara Olivieri	12	46	1.42	4.2	78
1:Claudia Alvera	13	35	1.24	3.8	55
TEAM TOTALS	36	124	1.52	4.6	71
Team Schoepp					
4:Andrea Schoepp	9	13	1.70	4.1	29
3:Imogen Oona Lehmann	9	31	1.98	5.6	73
2:Stella Heiss	9	35	1.22	5.6	79
1:Corinna Scholz	8	28	1.48	6.7	72
1:Nicole Muskatewitz	4	14	1.26	3.3	71
TEAM TOTALS	39	121	1.56	5.2	64

**Le Gruyere European Curling Championships --- Draw 22,  
Sheet B**

Team	HMR	1	2	3	4	5	6	7	8	9	10	Score
 <b>Russia</b> Sidorova, A		0	0	0	3	1	3	0	0	1	X	8
 <b>Hungary</b> Szekeres, I		0	0	0	0	0	0	2	1	0	X	3

View Detailed Scoreboard - Play CurlingZone Pick'em!

**Shooting: (All Shots, All Turns)**

Team Sidorova	#SH	PTS	DIF	SWP	PCT
4:Anna Sidorova	18	78	1.92	7.0	90
3:Liudmila Privivkova	18	66	1.56	5.6	75
2:Nkeiruka Ezekh	18	64	1.68	5.7	74
1:Ekaterina Galkina	17	77	1.48	6.1	93
TEAM TOTALS	71	285	1.66	6.1	83
Team Szekeres	#SH	PTS	DIF	SWP	PCT
4:Ildiko Szekeres	18	67	2.02	5.9	78
3:Alexandra Beres	18	51	2.08	5.2	59
2:Agnes Patonai	18	65	1.90	5.6	75
1:Boglarika Adam	18	70	1.16	7.4	78
TEAM TOTALS	72	253	1.80	6.0	73

**Shooting: (All Draws)**

Team Sidorova	#SH	PTS	DIF	SWP	PCT
4:Anna Sidorova	6	27	2.00	6.1	94
3:Liudmila Privivkova	7	28	1.58	7.6	82
2:Nkeiruka Ezekh	3	6	1.66	5.6	42
1:Ekaterina Galkina	9	42	1.34	6.7	95
TEAM TOTALS	25	103	1.60	6.7	85
Team Szekeres	#SH	PTS	DIF	SWP	PCT
4:Ildiko Szekeres	6	18	2.34	5.6	64
3:Alexandra Beres	10	28	2.00	6.3	59
2:Agnes Patonai	12	47	1.92	5.6	82
1:Boglarika Adam	17	66	1.18	7.3	78
TEAM TOTALS	45	159	1.72	6.4	73

**Shooting: (All Hits)**

Team Sidorova	#SH	PTS	DIF	SWP	PCT
4:Anna Sidorova	12	51	1.88	7.5	88
3:Liudmila Privivkova	11	38	1.54	4.2	71
2:Nkeiruka Ezekh	15	58	1.68	5.8	80
1:Ekaterina Galkina	8	35	1.62	5.4	90
TEAM TOTALS	46	182	1.70	5.8	82
Team Szekeres	#SH	PTS	DIF	SWP	PCT
4:Ildiko Szekeres	12	49	1.86	6.1	85
3:Alexandra Beres	8	23	2.16	3.8	60
2:Agnes Patonai	6	18	1.88	5.6	62
1:Boglarika Adam	1	4	1.00	10.0	80
TEAM TOTALS	27	94	1.92	5.4	72




**Shooting: (In-Turns)**

Team Sidorova	#SH	PTS	DIF	SWP	PCT
4:Anna Sidorova	4	16	1.78	8.3	83
3:Liudmila Privivkova	6	27	1.16	6.7	91
2:Nkeiruka Ezekh	6	28	1.86	8.3	97
1:Ekaterina Galkina	6	28	1.34	6.1	95
TEAM TOTALS	22	99	1.52	7.3	92
Team Szekeres	#SH	PTS	DIF	SWP	PCT
4:Ildiko Szekeres	5	24	1.40	6.7	98
3:Alexandra Beres	9	29	1.92	7.0	68
2:Agnes Patonai	5	22	2.40	8.0	94
1:Boglarika Adam	10	37	1.20	7.7	75
TEAM TOTALS	29	112	1.66	7.4	80

**Shooting: (Out-Turns)**

Team Sidorova	#SH	PTS	DIF	SWP	PCT
4:Anna Sidorova	14	62	1.96	6.7	92
3:Liudmila Privivkova	12	39	1.74	5.0	67
2:Nkeiruka Ezekh	12	36	1.60	4.4	62
1:Ekaterina Galkina	11	49	1.54	6.1	92
TEAM TOTALS	49	186	1.72	5.6	79
Team Szekeres	#SH	PTS	DIF	SWP	PCT
4:Ildiko Szekeres	13	43	2.26	5.6	70
3:Alexandra Beres	9	22	2.22	3.3	51
2:Agnes Patonai	13	43	1.72	4.6	68
1:Boglarika Adam	8	33	1.12	7.1	83
TEAM TOTALS	43	141	1.88	5.1	68

# Le Gruyere European Curling Championships --- Draw 22, Sheet C

Team	HMR	1	2	3	4	5	6	7	8	9	10	Score
 Switzerland Ott, M		0	1	1	0	0	3	0	0	2	X	7
 Czech Republic Klimova, L		1	0	0	2	0	0	0	1	0	X	4

View Detailed Scoreboard - Play CurlingZone Pick'em!

### Shooting: (All Shots, All Turns)

Team	#SH	PTS	DIF	SWP	PCT
Team Ott					
4:Mirjam Ott	19	78	2.00	4.9	86
3:Carmen Schaefer	20	74	1.92	5.7	77
2:Carmen Kueng	20	86	1.94	5.5	90
1:Janine Greiner	18	59	1.58	6.7	67
TEAM TOTALS	77	297	1.86	5.7	80
Team Klimova					
4:Linda Klimova	17	59	2.36	6.7	74
3:Kamila Mosova	20	63	2.10	5.7	67
2:Tereza Pliskova	20	74	1.92	6.5	77
1:Katerina Urbanova	20	72	1.26	7.2	73
TEAM TOTALS	77	268	1.90	6.5	73

### Shooting: (All Draws)

Team	#SH	PTS	DIF	SWP	PCT
Team Ott					
4:Mirjam Ott	6	25	1.50	5.6	86
3:Carmen Schaefer	6	21	1.84	5.0	73
2:Carmen Kueng	5	22	1.60	6.0	91
1:Janine Greiner	13	47	1.16	6.9	73
TEAM TOTALS	30	115	1.44	6.1	78
Team Klimova					
4:Linda Klimova	5	19	2.00	7.3	80
3:Kamila Mosova	6	18	1.84	6.7	63
2:Tereza Pliskova	9	36	1.56	7.0	82
1:Katerina Urbanova	20	72	1.26	7.2	73
TEAM TOTALS	40	145	1.50	7.1	74

### Shooting: (All Hits)

Team	#SH	PTS	DIF	SWP	PCT
Team Ott					
4:Mirjam Ott	13	53	2.24	4.6	87
3:Carmen Schaefer	14	53	1.96	6.0	79
2:Carmen Kueng	15	64	2.06	5.3	89
1:Janine Greiner	5	12	2.70	6.0	53
TEAM TOTALS	47	182	2.14	5.4	82
Team Klimova					
4:Linda Klimova	12	40	2.50	6.4	71
3:Kamila Mosova	14	45	2.22	5.2	68
2:Tereza Pliskova	11	38	2.22	6.1	74
TEAM TOTALS	37	123	2.32	5.9	71




### Shooting: (In-Turns)

Team	#SH	PTS	DIF	SWP	PCT
Team Ott					
4:Mirjam Ott	5	20	2.16	6.0	85
3:Carmen Schaefer	6	24	1.62	6.1	82
2:Carmen Kueng	4	17	1.66	6.7	88
1:Janine Greiner	9	31	1.56	7.0	70
TEAM TOTALS	24	92	1.72	6.5	79
Team Klimova					
4:Linda Klimova	6	18	2.42	6.1	63
3:Kamila Mosova	10	34	1.88	6.7	71
2:Tereza Pliskova	6	18	2.00	8.3	63
1:Katerina Urbanova	2	10	1.00	8.3	100
TEAM TOTALS	24	80	1.98	7.1	70

### Shooting: (Out-Turns)

Team	#SH	PTS	DIF	SWP	PCT
Team Ott					
4:Mirjam Ott	14	58	1.96	4.5	87
3:Carmen Schaefer	14	50	2.06	5.5	75
2:Carmen Kueng	16	69	2.00	5.2	90
1:Janine Greiner	9	28	1.62	6.3	64
TEAM TOTALS	53	205	1.94	5.3	81
Team Klimova					
4:Linda Klimova	11	41	2.32	7.0	79
3:Kamila Mosova	10	29	2.34	4.7	62
2:Tereza Pliskova	14	56	1.88	5.7	84
1:Katerina Urbanova	18	62	1.28	7.0	70
TEAM TOTALS	53	188	1.86	6.2	74

# Le Gruyere European Curling Championships --- Draw 22, Sheet D

Team	HMR	1	2	3	4	5	6	7	8	9	10	Score
 Finland Malmi, A		0	1	0	1	0	0	X				2
 Sweden Sigfridsson, M		0	0	3	0	3	3	X				9

View Detailed Scoreboard - Play CurlingZone Pick'em!

### Shooting: (All Shots, All Turns)

Team Malmi	#SH	PTS	DIF	SWP	PCT
4:Anne Malmi	11	38	2.10	4.8	73
3:Oona Kauste	12	37	2.56	5.3	66
2:Heidi Hossi	12	31	2.08	5.6	55
1:Marjo Hippi	12	43	1.50	3.3	74
TEAM TOTALS	47	149	2.06	4.8	67
Team Sigfridsson	#SH	PTS	DIF	SWP	PCT
4:Maria Prytz	12	49	2.02	4.4	86
3:Christina Bertrup	12	50	1.78	5.0	87
2:Maria Wennerstroem	12	49	1.72	4.2	85
1:Margaretha Sigfridsson	12	49	1.50	3.6	84
TEAM TOTALS	48	197	1.76	4.3	85

### Shooting: (All Draws)

Team Malmi	#SH	PTS	DIF	SWP	PCT
4:Anne Malmi	6	22	1.50	3.9	76
3:Oona Kauste	2	5	2.50	6.7	55
2:Heidi Hossi	8	17	2.12	6.7	45
1:Marjo Hippi	10	36	1.40	3.3	74
TEAM TOTALS	26	80	1.74	4.7	64
Team Sigfridsson	#SH	PTS	DIF	SWP	PCT
4:Maria Prytz	2	9	1.50	0.0	92
3:Christina Bertrup	6	24	1.34	5.6	81
2:Maria Wennerstroem	5	20	1.40	2.7	82
1:Margaretha Sigfridsson	11	46	1.46	3.3	86
TEAM TOTALS	24	99	1.42	3.5	84

### Shooting: (All Hits)

Team Malmi	#SH	PTS	DIF	SWP	PCT
4:Anne Malmi	5	16	2.82	6.0	70
3:Oona Kauste	10	32	2.58	5.0	68
2:Heidi Hossi	4	14	2.00	3.3	74
1:Marjo Hippi	2	7	2.00	3.3	74
TEAM TOTALS	21	69	2.48	4.8	70
Team Sigfridsson	#SH	PTS	DIF	SWP	PCT
4:Maria Prytz	10	40	2.12	5.3	85
3:Christina Bertrup	6	26	2.20	4.4	92
2:Maria Wennerstroem	7	29	1.96	5.2	87
1:Margaretha Sigfridsson	1	3	2.00	6.7	63
TEAM TOTALS	24	98	2.10	5.1	86




### Shooting: (In-Turns)

Team Malmi	#SH	PTS	DIF	SWP	PCT
4:Anne Malmi	7	23	2.16	3.3	70
3:Oona Kauste	6	13	3.00	4.4	47
2:Heidi Hossi	7	13	2.14	6.2	39
1:Marjo Hippi	6	24	1.34	3.9	82
TEAM TOTALS	26	73	2.16	4.5	59
Team Sigfridsson	#SH	PTS	DIF	SWP	PCT
4:Maria Prytz	6	26	2.26	5.0	92
3:Christina Bertrup	5	22	1.70	4.7	91
2:Maria Wennerstroem	6	28	1.80	4.4	97
1:Margaretha Sigfridsson	8	33	1.62	2.9	85
TEAM TOTALS	25	109	1.84	4.1	91

### Shooting: (Out-Turns)

Team Malmi	#SH	PTS	DIF	SWP	PCT
4:Anne Malmi	4	15	2.00	7.5	80
3:Oona Kauste	6	24	2.14	6.1	85
2:Heidi Hossi	5	18	2.00	4.7	76
1:Marjo Hippi	6	19	1.66	2.8	66
TEAM TOTALS	21	76	1.94	5.1	76
Team Sigfridsson	#SH	PTS	DIF	SWP	PCT
4:Maria Prytz	6	23	1.80	3.9	79
3:Christina Bertrup	7	28	1.82	5.2	83
2:Maria Wennerstroem	6	21	1.64	3.9	73
1:Margaretha Sigfridsson	4	16	1.26	5.0	81
TEAM TOTALS	23	88	1.66	4.5	79

# Le Gruyere European Curling Championships --- Draw 22, Sheet E

Team	HMR	1	2	3	4	5	6	7	8	9	10	Score
 Scotland Muirhead, E		2	0	1	4	0	2	X				9
 Denmark Nielsen, L		0	1	0	0	1	0	X				2

View Detailed Scoreboard - Play CurlingZone Pick'em!

### Shooting: (All Shots, All Turns)

Team Muirhead	#SH	PTS	DIF	SWP	PCT
4:Eve Muirhead	12	50	1.84	7.2	87
3:Anna Sloan	12	52	1.58	4.7	89
2:Vicki Adams	12	44	1.86	5.3	76
1:Claire Hamilton	12	50	1.42	5.6	85
TEAM TOTALS	48	196	1.68	5.7	84
Team Nielsen	#SH	PTS	DIF	SWP	PCT
4:Lene Nielsen	12	37	2.26	4.2	65
3:Helle Simonsen	12	38	1.72	5.6	66
2:Jeanne Ellegaard	12	43	1.96	8.6	75
1:Maria Poulsen	12	44	1.34	5.8	75
TEAM TOTALS	48	162	1.82	6.0	70

### Shooting: (All Draws)

Team Muirhead	#SH	PTS	DIF	SWP	PCT
4:Eve Muirhead	6	23	1.34	7.8	78
3:Anna Sloan	4	17	1.50	5.8	87
2:Vicki Adams	2	5	1.00	6.7	50
1:Claire Hamilton	10	43	1.40	5.0	88
TEAM TOTALS	22	88	1.36	6.1	81
Team Nielsen	#SH	PTS	DIF	SWP	PCT
4:Lene Nielsen	7	24	2.40	3.8	73
3:Helle Simonsen	6	18	1.34	5.6	61
2:Jeanne Ellegaard	7	25	1.72	9.5	74
1:Maria Poulsen	12	44	1.34	5.8	75
TEAM TOTALS	32	111	1.64	6.1	72

### Shooting: (All Hits)

Team Muirhead	#SH	PTS	DIF	SWP	PCT
4:Eve Muirhead	6	27	2.34	6.7	96
3:Anna Sloan	8	35	1.62	4.2	90
2:Vicki Adams	10	39	2.04	5.0	81
1:Claire Hamilton	2	7	1.50	8.3	72
TEAM TOTALS	26	108	1.94	5.4	87
Team Nielsen	#SH	PTS	DIF	SWP	PCT
4:Lene Nielsen	5	13	2.06	4.7	54
3:Helle Simonsen	6	20	2.12	5.6	71
2:Jeanne Ellegaard	5	18	2.32	7.3	77
TEAM TOTALS	16	51	2.16	5.8	67

### Shooting: (In-Turns)

Team Muirhead	#SH	PTS	DIF	SWP	PCT
4:Eve Muirhead	6	26	2.16	6.7	92
3:Anna Sloan	5	22	1.54	6.0	90
2:Vicki Adams	10	35	1.90	4.7	73
1:Claire Hamilton	3	12	1.34	7.8	81
TEAM TOTALS	24	95	1.82	5.8	82
Team Nielsen	#SH	PTS	DIF	SWP	PCT
4:Lene Nielsen	7	23	1.92	4.8	68
3:Helle Simonsen	8	23	1.44	6.3	59
2:Jeanne Ellegaard	5	18	2.22	9.3	77
1:Maria Poulsen	6	21	1.34	6.1	71
TEAM TOTALS	26	85	1.70	6.4	68

### Shooting: (Out-Turns)

Team Muirhead	#SH	PTS	DIF	SWP	PCT
4:Eve Muirhead	6	24	1.50	7.8	82
3:Anna Sloan	7	30	1.62	3.8	88
2:Vicki Adams	2	9	1.66	8.3	93
1:Claire Hamilton	9	38	1.44	4.8	86
TEAM TOTALS	24	101	1.52	5.6	86
Team Nielsen	#SH	PTS	DIF	SWP	PCT
4:Lene Nielsen	5	14	2.70	3.3	61
3:Helle Simonsen	4	15	2.32	4.2	79
2:Jeanne Ellegaard	7	25	1.78	8.1	74
1:Maria Poulsen	6	23	1.34	5.6	78
TEAM TOTALS	22	77	1.96	5.6	73

## Le Gruyere European Curling Championships: Women - A Group Event Leaders

Division A -- Summary Statistics								
Team	GP	PF/G	PA/G	EF/G	EA/G	PF/E	PA/E	BE/G
1. Sweden (Sigfridsson, M)	7	10.93	4.81	5.00	3.70	2.19	1.30	1.30
2. Scotland (Muirhead, E)	7	9.09	5.09	5.09	3.27	1.79	1.56	1.64
3. Russia (Sidorova, A)	7	9.47	5.96	5.26	3.51	1.80	1.70	1.23
4. Switzerland (Ott, M)	7	7.74	5.32	5.00	3.87	1.55	1.38	1.13
5. Denmark (Nielsen, L)	7	6.51	6.35	4.60	3.81	1.41	1.67	1.59
6. Germany (Schoepp, A)	7	5.56	7.14	3.65	4.76	1.52	1.50	1.59
7. Czech Republic (Klimova, L)	7	5.54	7.38	3.54	4.31	1.57	1.71	2.15
8. Italy (Gaspari, D)	7	6.23	8.85	4.26	4.59	1.46	1.93	1.15
9. Hungary (Szekeres, I)	7	4.35	8.39	3.06	5.48	1.42	1.53	1.45
10. Finland (Malmi, A)	7	5.32	9.84	3.55	5.16	1.50	1.91	1.29

GP = Games Played, W = Wins; L = Losses; PF/G = Points For per Game; PA/G = Points Against per Game; EF/G = Ends For per Game; EA/G = Ends Against per Game; PF/E = Points For per End; PA/E = Points Against per End; BE/G = Blanks Ends per Game.

Division A -- With Hammer												
Team	GP	EF	EA	4+	3	2	PF/E	PA/E	PF (%)	PA (%)	HE	SAE
1. Sweden (Sigfridsson, M)	7	18	3	1-0	4-0	6-2	1.50	0.21	36 (61)	5 (19)	<b>0.52</b>	0.13
2. Russia (Sidorova, A)	7	18	4	1-0	4-1	6-0	1.35	0.23	35 (65)	6 (18)	<b>0.50</b>	0.15
3. Switzerland (Ott, M)	7	21	5	0-0	1-1	11-2	1.13	0.30	34 (71)	9 (27)	<b>0.46</b>	0.17
4. Scotland (Muirhead, E)	7	18	3	3-0	1-0	5-2	1.46	0.21	35 (70)	5 (18)	<b>0.43</b>	0.13
5. Czech Republic (Klimova, L)	7	21	6	1-0	1-0	8-2	1.10	0.26	34 (94)	8 (17)	<b>0.37</b>	0.19
6. Finland (Malmi, A)	7	20	9	0-0	2-1	7-1	0.94	0.36	31 (94)	12 (20)	<b>0.31</b>	0.27
7. Italy (Gaspari, D)	7	17	9	0-1	1-3	7-2	0.84	0.68	26 (68)	21 (39)	<b>0.31</b>	0.29
8. Germany (Schoepp, A)	7	17	13	0-0	2-2	5-0	0.70	0.46	26 (74)	17 (38)	<b>0.23</b>	0.35
9. Denmark (Nielsen, L)	7	21	5	1-1	0-0	5-1	0.94	0.29	29 (71)	9 (23)	<b>0.23</b>	0.16
10. Hungary (Szekeres, I)	7	14	16	0-0	1-1	5-4	0.60	0.63	21 (78)	22 (42)	<b>0.20</b>	0.46

GP = Games Played, EF = Ends for; 4+ = 4pts or more points scored for - 4pts or more points scored against; 3 = 3 points scored for - 3 points scored against; 2 = 2 points scored for - 2 points scored against; PF/E = Points scored per end; PA/E = Point against per end; PA (%) = Point for (% of points for); PA (%) = Point against (% of points against); HE = Hammer efficiency, % of time taking 2+ points with hammer; SAE = Stolen against efficiency, % of time giving a stolen end.



## Event Leaders

Division A -- Without Hammer													
Team	GP	EF	EA	4+	3	2	PF/E	PA/E	PF (%)	PA (%)	FE	SE	
Sweden (Sigfridsson, M)	7	9	17	1-0	4-1	2-2	0.77	0.70	23 (39)	21 (81)	<b>0.82</b>	0.30	
Switzerland (Ott, M)	7	10	19	0-0	1-1	2-3	0.44	0.75	14 (29)	24 (73)	<b>0.79</b>	0.31	
Scotland (Muirhead, E)	7	10	15	1-0	0-1	2-6	0.48	0.74	15 (30)	23 (82)	<b>0.53</b>	0.32	
Germany (Schoepp, A)	7	6	17	0-1	0-1	3-6	0.35	1.08	9 (26)	28 (62)	<b>0.53</b>	0.23	
Denmark (Nielsen, L)	7	8	19	0-1	0-1	4-7	0.38	0.97	12 (29)	31 (78)	<b>0.53</b>	0.25	
Hungary (Szekeres, I)	7	5	18	0-0	0-3	1-6	0.22	1.11	6 (22)	30 (58)	<b>0.50</b>	0.19	
Russia (Sidorova, A)	7	12	16	0-1	3-1	1-6	0.61	0.90	19 (35)	28 (82)	<b>0.50</b>	0.39	
Czech Republic (Klimova, L)	7	2	22	0-1	0-2	0-10	0.06	1.18	2 (6)	40 (83)	<b>0.41</b>	0.06	
Italy (Gaspari, D)	7	9	19	0-0	1-2	1-10	0.40	1.10	12 (32)	33 (61)	<b>0.37</b>	0.30	
Finland (Malmi, A)	7	2	23	0-3	0-4	0-9	0.07	1.69	2 (6)	49 (80)	<b>0.30</b>	0.07	

GP = Games Played, EF = Ends for; 4+ = 4pts or more points scored for - 4pts or more points scored against; 3 = 3 points scored for - 3 points scored against; 2 = 2 points scored for - 2 points scored against; PF/E = Points scored per end; PA/E = Point against per end; PA (%) = Point for (% of points for); PA (%) = Point against (% of points against); FE = Force efficiency, % of time forcing 1 point without hammer; SE = Stolen against efficiency, % of time stealing an end.

## Cumulative Stats Leaders By TEAM

TEAM	#Shots	Points	Difficulty	Sweeping	PCT
Sweden (Sigfridsson, M)	446	1748	1.80	5.1	81.3
Russia (Sidorova, A)	459	1739	1.78	5.2	78.5
Switzerland (Ott, M)	497	1821	1.98	5.3	76.6
Scotland (Muirhead, E)	443	1630	1.86	5.1	76.5
Denmark (Nielsen, L)	501	1833	1.76	5.5	75.8
Italy (Gaspari, D)	485	1671	1.88	5.0	71.6
Germany (Schoepp, A)	514	1726	1.78	6.0	69.5
Finland (Malmi, A)	493	1631	1.96	5.3	69.1
Czech Republic (Klimova, L)	532	1767	1.84	5.9	68.9
Hungary (Szekeres, I)	507	1573	1.88	5.4	64.4

## Cumulative Stats Leaders By Position

---

<b>FOURTH</b>	<b>#Shots</b>	<b>Points</b>	<b>Difficulty</b>	<b>Sweeping</b>	<b>PCT</b>
Maria Prytz (Sigfridsson)	111	431	1.92	5.1	80.9
Anna Sidorova (Sidorova)	113	424	2.04	5.3	78.6
Mirjam Ott (Ott)	123	451	1.98	5.4	76.6
Eve Muirhead (Muirhead)	110	403	2.00	5.6	76.5
Lene Nielsen (Nielsen)	123	430	1.96	5.5	73.0
Diana Gaspari (Gaspari)	120	409	2.16	4.7	71.6
Linda Klimova (Klimova)	131	438	1.98	5.6	69.6
Anne Malmi (Malmi)	121	388	2.34	5.5	68.3
Ildiko Szekeres (Szekeres)	123	384	2.06	5.1	65.1
Andrea Schoepp (Schoepp)	120	366	2.10	6.1	63.7

<b>THIRD</b>	<b>#Shots</b>	<b>Points</b>	<b>Difficulty</b>	<b>Sweeping</b>	<b>PCT</b>
Christina Bertrup (Sigfridsson)	112	436	1.92	5.1	81.3
Carmen Schaefer (Ott)	126	477	2.28	5.7	80.2
Liudmila Privivkova (Sidorova)	116	435	1.84	4.8	78.0
Anna Sloan (Muirhead)	111	411	1.96	4.8	77.3
Helle Simonsen (Nielsen)	126	460	1.82	5.6	76.1
Giorgia Apollonio (Gaspari)	122	418	2.00	5.0	71.7
Imogen Oona Lehmann (Schoepp)	131	442	1.90	5.5	70.6
Kamila Mosova (Klimova)	134	432	2.00	5.8	67.5
Oona Kauste (Malmi)	124	392	2.04	5.5	66.2
Alexandra Beres (Szekeres)	128	398	2.08	5.5	65.2

## Cumulative Stats Leaders By Position

<b>SECOND</b>	<b>#Shots</b>	<b>Points</b>	<b>Difficulty</b>	<b>Sweeping</b>	<b>PCT</b>
Carmen Kueng (Ott)	126	480	2.10	5.3	80.2
Maria Wennerstroem (Sigfridsson)	112	424	1.78	5.3	78.6
Vicki Adams (Muirhead)	112	416	2.04	4.9	78.0
Anna Kubeskova (Klimova)	14	51	2.00	6.7	76.5
Margarita Fomina (Sidorova)	98	362	1.70	5.5	76.3
Nicole Muskatewitz (Schoepp)	8	29	1.62	5.0	74.8
Chiara Olivieri (Gaspari)	122	436	1.86	4.9	74.4
Nkeiruka Ezekh (Sidorova)	18	64	1.68	5.7	73.6
Jeanne Ellegaard (Nielsen)	126	442	1.84	5.6	73.1
Heidi Hossi (Malmi)	124	407	2.04	5.3	69.1
Tereza Pliskova (Klimova)	120	382	2.00	6.1	66.7
Stella Heiss (Schoepp)	124	398	1.78	6.2	66.5
Agnes Patonai (Szekeres)	128	370	2.02	5.3	60.7
<b>LEAD</b>	<b>#Shots</b>	<b>Points</b>	<b>Difficulty</b>	<b>Sweeping</b>	<b>PCT</b>
Margaretha Sigfridsson (Sigfridsson)	111	457	1.52	5.1	84.4
Ekaterina Galkina (Sidorova)	114	454	1.52	5.1	81.6
Maria Poulsen (Nielsen)	126	501	1.42	5.4	81.1
Corinna Scholz (Schoepp)	125	469	1.34	6.2	76.3
Claire Hamilton (Muirhead)	110	400	1.42	5.2	74.1
Nicole Muskatewitz (Schoepp)	6	22	1.16	4.4	73.8
Marjo Hippi (Malmi)	124	444	1.40	4.8	72.9
Katerina Urbanova (Klimova)	133	464	1.36	6.0	70.9
Janine Greiner (Ott)	122	413	1.58	4.9	69.3
Claudia Alvera (Gaspari)	121	408	1.46	5.5	68.7
Boglarka Adam (Szekeres)	128	421	1.32	5.5	66.6

## Stats Explained

Below is important information describing the meaning of all statistics covered in this Stats Report:

**HMR** = Record with hammer to start game;  
**STL** = Record without hammer to start game;  
**1-PT** = Record in games decided by 1 point;  
**EE-H** = Extra end record with hammer;  
**EE-S** = Extra end record without hammer.

### Game Statistics:

All game statistics are calculated based on 10 end games. For example, PF/G is calculated by taking the total points scored, multiplying by a constant (10) and dividing by the actual ends played.

**PF/G** = Points For per Game;  
**PA/G** = Points Against per Game;  
**EF/G** = Ends For per Game;  
**EA/G** = Ends Against per Game;  
**BE/G** = Blanks Ends per Game.

### End Statistics:

**PF/E** = Points For per End. Total points scored divided by total ends taken. Offensive indicator.  
**PA/E** = Points Against per End. Total points against divided by total ends against. Defensive indicator.

### Efficiency Statistics:

**HE** = Hammer Efficiency = percentage of time taking 2 or more points with hammer. A team with a high hammer efficiency executes well with the hammer.

**FE** = Force Efficiency: percentage of time forcing 1 point without when the other team has the hammer. A team with a high force efficiency plays well defensively.

**SE** = Steal Efficiency = percentage of time stealing an end. A team with high steal efficiency is very good at stealing ends.

**SAE** = Steals Against Efficiency = percentage of time giving up a stolen end. A team with low steals against efficiency is very good at defending against stolen ends.

### Player and Team Shooting Statistics:

**Points (PTS)** = Total Points Scored. X/5

**Difficulty (DIF)** = Average Degree of Difficulty. Degree of Difficulty is an automated micro-multiplier (between 1.000 - 1.200) based upon each shot thrown, including pre and post contact modifiers. Degree of difficulty factors into the overall Shooting Percentage.

**Sweeping (SWP)** = Average Sweep Factor. Average distance swept (percentage). Determines effective usage of sweepers for shots. Sweep factor is not factored into the overall Shooting Percentage.

**Shooting Percentage (PCT)** = Average Shooting Accuracy (percentage).