


























Le Gruyere European Curling Championships: Women - A Group
Draw W3: Sunday 9 December, 2012 -- 16:00











Team		HMR	1	2	3	4	5	6	7	8	9	10	Score
	Czech Republic Klimova, L		2	0	2	0	2	0	0	1	1	X	8
	Hungary Szekeres, I		0	1	0	2	0	1	1	0	0	X	5
View Detailed Scoreboard - Play CurlingZone Pick'em!													
Team		HMR	1	2	3	4	5	6	7	8	9	10	Score
	Finland Malmi, A		0	1	0	0	2	0	2	0	X		5
	Scotland Muirhead, E		1	0	4	1	0	1	0	4	X		11
View Detailed Scoreboard - Play CurlingZone Pick'em!													
Team		HMR	1	2	3	4	5	6	7	8	9	10	Score
	Italy Gaspari, D		0	0	1	0	1	0	2	0	X		4
	Switzerland Ott, M		2	3	0	2	0	1	0	2	X		10
View Detailed Scoreboard - Play CurlingZone Pick'em!													
Team		HMR	1	2	3	4	5	6	7	8	9	10	Score
	Russia Sidorova, A		1	1	0	2	0	4	X				8
	Denmark Nielsen, L		0	0	0	0	2	0	X				2
View Detailed Scoreboard - Play CurlingZone Pick'em!													
Team		HMR	1	2	3	4	5	6	7	8	9	10	Score
	Sweden Sigfridsson, M		0	1	3	0	0	1	0	1	0	X	6
	Germany Schoepp, A		0	0	0	1	2	0	0	0	1	X	4
View Detailed Scoreboard - Play CurlingZone Pick'em!													

Le Gruyere European Curling Championships: Women - A Group Standings

Team	GP	W	L	PCT	DSC
A GROUP					
 Russia Sidorova, A	3	3	0	1.000	47.60
 Switzerland Ott, M	3	2	1	0.667	13.90
 Sweden Sigfridsson, M	3	2	1	0.667	21.20
 Denmark Nielsen, L	3	2	1	0.667	38.40
 Scotland Muirhead, E	3	2	1	0.667	74.50
 Czech Republic Klimova, L	3	2	1	0.667	75.90
 Italy Gaspari, D	3	1	2	0.333	58.60
 Hungary Szekeres, I	3	1	2	0.333	235.40
 Germany Schoepp, A	3	0	3	0.000	93.50
 Finland Malmi, A	3	0	3	0.000	172.40




GP = Games Played, W = Wins; L = Losses; PCT = Winning Percentage; DSC = Tiebreaker Shootout Distance.
";

**Le Gruyere European Curling Championships: Women - A Group
DSC Results**

Team	Cumulative			Games
 Switzerland Ott, M	13.90cm	40.20*	5.60	8.30
 Sweden Sigfridsson, M	21.20cm	26.90*	21.20	0.00
 Denmark Nielsen, L	38.40cm	16.10	64.00*	22.30
 Russia Sidorova, A	47.60cm	44.10	3.50	144.00*
 Italy Gaspari, D	58.60cm	117.40*	46.90	11.70
 Scotland Muirhead, E	74.50cm	67.80*	26.10	48.40
 Czech Republic Klimova, L	75.90cm	67.20	111.00*	8.70
 Germany Schoepp, A	93.50cm	164.90*	59.00	34.50
 Finland Malmi, A	172.40cm	156.90*	87.40	85.00
 Hungary Szekeres, I	235.40cm	143.00	92.40	166.20*

* = shootout dropped from cumulative total.

Le Gruyere European Curling Championships --- Draw 10, Sheet A

Team		HMR	1	2	3	4	5	6	7	8	9	10	Score
	Czech Republic Klimova, L		2	0	2	0	2	0	0	1	1	X	8
	Hungary Szekeres, I		0	1	0	2	0	1	1	0	0	X	5

View Detailed Scoreboard - Play CurlingZone Pick'em!

Shooting: (All Shots, All Turns)

Team Klimova	#SH	PTS	DIF	SWP	PCT
4:Linda Klimova	20	73	1.64	5.2	75
3:Kamila Mosova	20	48	1.98	6.3	51
2:Tereza Pliskova	20	65	1.82	6.0	68
1:Katerina Urbanova	19	61	1.32	5.6	65
TEAM TOTALS	79	247	1.70	5.8	64
Team Szekeres	#SH	PTS	DIF	SWP	PCT
4:Ildiko Szekeres	19	60	1.92	6.5	65
3:Alexandra Beres	20	60	1.78	6.8	62
2:Agnes Patonai	20	48	2.08	5.2	50
1:Boglarika Adam	20	67	1.26	4.8	68
TEAM TOTALS	79	235	1.76	5.8	61

Shooting: (All Draws)

Team Klimova	#SH	PTS	DIF	SWP	PCT
4:Linda Klimova	11	47	1.36	5.2	87
3:Kamila Mosova	6	11	1.34	7.2	38
2:Tereza Pliskova	3	8	1.66	6.7	55
1:Katerina Urbanova	17	57	1.30	5.3	68
TEAM TOTALS	37	123	1.36	5.7	68
Team Szekeres	#SH	PTS	DIF	SWP	PCT
4:Ildiko Szekeres	6	25	1.84	6.1	87
3:Alexandra Beres	13	33	1.82	7.2	52
2:Agnes Patonai	14	34	2.08	5.2	51
1:Boglarika Adam	18	59	1.22	5.2	66
TEAM TOTALS	51	151	1.68	5.8	61

Shooting: (All Hits)

Team Klimova	#SH	PTS	DIF	SWP	PCT
4:Linda Klimova	9	26	1.98	5.2	60
3:Kamila Mosova	14	37	2.26	6.0	56
2:Tereza Pliskova	17	57	1.86	5.9	70
1:Katerina Urbanova	2	4	1.50	8.3	40
TEAM TOTALS	42	124	2.00	5.9	62
Team Szekeres	#SH	PTS	DIF	SWP	PCT
4:Ildiko Szekeres	13	35	1.96	6.7	56
3:Alexandra Beres	7	27	1.72	6.2	80
2:Agnes Patonai	6	14	2.08	5.0	49
1:Boglarika Adam	2	8	1.50	1.7	83
TEAM TOTALS	28	84	1.90	5.8	62




Shooting: (In-Turns)

Team Klimova	#SH	PTS	DIF	SWP	PCT
4:Linda Klimova	9	35	1.56	5.9	80
3:Kamila Mosova	13	31	1.88	6.4	50
2:Tereza Pliskova	11	34	1.92	6.1	64
1:Katerina Urbanova	9	25	1.56	6.7	57
TEAM TOTALS	42	125	1.76	6.3	62
Team Szekeres	#SH	PTS	DIF	SWP	PCT
4:Ildiko Szekeres	11	39	1.80	6.4	73
3:Alexandra Beres	12	34	1.72	7.5	59
2:Agnes Patonai	11	32	2.00	5.5	61
1:Boglarika Adam	12	44	1.26	5.3	74
TEAM TOTALS	46	149	1.68	6.2	67

Shooting: (Out-Turns)

Team Klimova	#SH	PTS	DIF	SWP	PCT
4:Linda Klimova	11	38	1.70	4.5	70
3:Kamila Mosova	7	17	2.14	6.2	52
2:Tereza Pliskova	9	31	1.72	5.9	71
1:Katerina Urbanova	10	36	1.10	4.7	73
TEAM TOTALS	37	122	1.62	5.2	68
Team Szekeres	#SH	PTS	DIF	SWP	PCT
4:Ildiko Szekeres	8	21	2.10	6.7	55
3:Alexandra Beres	8	26	1.88	5.8	67
2:Agnes Patonai	9	16	2.16	4.8	37
1:Boglarika Adam	8	23	1.26	4.2	58
TEAM TOTALS	33	86	1.86	5.4	54

**Le Gruyere European Curling Championships --- Draw 10,
Sheet B**

Team	HMR	1	2	3	4	5	6	7	8	9	10	Score
 Finland Malmi, A		0	1	0	0	2	0	2	0	X		5
 Scotland Muirhead, E		1	0	4	1	0	1	0	4	X		11

View Detailed Scoreboard - Play CurlingZone Pick'em!

Shooting: (All Shots, All Turns)

Team Malmi	#SH	PTS	DIF	SWP	PCT
4:Anne Malmi	16	59	2.24	7.3	78
3:Oona Kauste	16	53	1.94	7.1	69
2:Heidi Hossi	16	55	2.06	4.6	72
1:Marjo Hippi	16	57	1.38	4.2	73
TEAM TOTALS	64	224	1.90	5.8	73
Team Muirhead	#SH	PTS	DIF	SWP	PCT
4:Eve Muirhead	16	55	1.40	5.8	70
3:Anna Sloan	16	55	1.52	5.6	70
2:Vicki Adams	16	67	1.74	4.4	87
1:Claire Hamilton	16	58	1.40	6.5	74
TEAM TOTALS	64	235	1.52	5.6	75

Shooting: (All Draws)

Team Malmi	#SH	PTS	DIF	SWP	PCT
4:Anne Malmi	13	46	2.16	6.9	74
3:Oona Kauste	15	53	1.94	6.9	74
2:Heidi Hossi	11	37	1.90	3.0	70
1:Marjo Hippi	15	55	1.34	4.0	75
TEAM TOTALS	54	191	1.82	5.3	73
Team Muirhead	#SH	PTS	DIF	SWP	PCT
4:Eve Muirhead	7	22	1.58	7.6	65
3:Anna Sloan	3	11	2.00	5.6	76
2:Vicki Adams	6	26	2.34	6.1	92
1:Claire Hamilton	15	55	1.34	6.7	75
TEAM TOTALS	31	114	1.64	6.7	76

Shooting: (All Hits)

Team Malmi	#SH	PTS	DIF	SWP	PCT
4:Anne Malmi	3	13	2.58	8.9	94
3:Oona Kauste	1	0	2.00	10.0	0
2:Heidi Hossi	5	18	2.40	8.0	77
1:Marjo Hippi	1	2	2.00	6.7	42
TEAM TOTALS	10	33	2.38	8.3	71
Team Muirhead	#SH	PTS	DIF	SWP	PCT
4:Eve Muirhead	9	33	1.26	4.4	74
3:Anna Sloan	13	44	1.42	5.6	69
2:Vicki Adams	10	41	1.38	3.3	83
1:Claire Hamilton	1	3	2.50	3.3	65
TEAM TOTALS	33	121	1.40	4.5	75




Shooting: (In-Turns)

Team Malmi	#SH	PTS	DIF	SWP	PCT
4:Anne Malmi	4	18	2.56	6.7	97
3:Oona Kauste	5	17	1.20	8.0	68
2:Heidi Hossi	7	22	1.86	3.8	66
1:Marjo Hippi	7	29	1.14	4.3	83
TEAM TOTALS	23	86	1.62	5.4	77
Team Muirhead	#SH	PTS	DIF	SWP	PCT
4:Eve Muirhead	7	29	1.42	6.2	84
3:Anna Sloan	9	29	1.68	4.4	66
2:Vicki Adams	6	25	1.52	5.6	86
1:Claire Hamilton	6	21	1.00	6.7	70
TEAM TOTALS	28	104	1.44	5.6	76

Shooting: (Out-Turns)

Team Malmi	#SH	PTS	DIF	SWP	PCT
4:Anne Malmi	12	41	2.12	7.5	71
3:Oona Kauste	11	36	2.28	6.7	70
2:Heidi Hossi	9	33	2.22	5.2	78
1:Marjo Hippi	9	28	1.56	4.1	64
TEAM TOTALS	41	138	2.06	6.0	71
Team Muirhead	#SH	PTS	DIF	SWP	PCT
4:Eve Muirhead	9	26	1.38	5.6	59
3:Anna Sloan	7	26	1.34	7.1	75
2:Vicki Adams	10	42	1.86	3.7	87
1:Claire Hamilton	10	37	1.66	6.3	76
TEAM TOTALS	36	131	1.58	5.6	75

Le Gruyere European Curling Championships --- Draw 10, Sheet C

Team	HMR	1	2	3	4	5	6	7	8	9	10	Score
 Italy Gaspari, D		0	0	1	0	1	0	2	0	X		4
 Switzerland Ott, M		2	3	0	2	0	1	0	2	X		10

View Detailed Scoreboard - Play CurlingZone Pick'em!

Shooting: (All Shots, All Turns)

Team Gaspari	#SH	PTS	DIF	SWP	PCT
4:Diana Gaspari	16	55	1.98	5.4	72
3:Giorgia Apollonio	16	47	2.44	7.1	62
2:Chiara Olivieri	16	62	1.72	5.2	80
1:Claudia Alvera	16	67	1.18	6.2	84
TEAM TOTALS	64	231	1.84	6.0	75
Team Ott	#SH	PTS	DIF	SWP	PCT
4:Mirjam Ott	16	70	1.98	4.0	92
3:Carmen Schaefer	16	65	2.40	4.6	87
2:Carmen Kueng	16	61	1.48	5.0	78
1:Janine Greiner	15	44	1.60	5.3	60
TEAM TOTALS	63	240	1.88	4.7	79

Shooting: (All Draws)

Team Gaspari	#SH	PTS	DIF	SWP	PCT
4:Diana Gaspari	11	36	1.90	5.5	69
3:Giorgia Apollonio	11	33	2.00	6.7	63
2:Chiara Olivieri	12	50	1.58	5.8	86
1:Claudia Alvera	16	67	1.18	6.2	84
TEAM TOTALS	50	186	1.62	6.1	76
Team Ott	#SH	PTS	DIF	SWP	PCT
4:Mirjam Ott	7	28	2.00	3.8	84
3:Carmen Schaefer	5	18	2.20	4.7	76
2:Carmen Kueng	4	16	1.76	5.8	83
1:Janine Greiner	9	28	1.22	5.2	63
TEAM TOTALS	25	90	1.72	4.8	75

Shooting: (All Hits)

Team Gaspari	#SH	PTS	DIF	SWP	PCT
4:Diana Gaspari	5	19	2.16	5.3	80
3:Giorgia Apollonio	5	14	3.42	8.0	61
2:Chiara Olivieri	4	12	2.14	3.3	62
TEAM TOTALS	14	45	2.60	5.7	68
Team Ott	#SH	PTS	DIF	SWP	PCT
4:Mirjam Ott	9	42	1.96	4.1	98
3:Carmen Schaefer	11	47	2.50	4.5	92
2:Carmen Kueng	12	45	1.40	4.7	77
1:Janine Greiner	6	16	2.16	5.6	55
TEAM TOTALS	38	150	1.98	4.6	83




Shooting: (In-Turns)

Team Gaspari	#SH	PTS	DIF	SWP	PCT
4:Diana Gaspari	5	20	2.26	6.0	84
3:Giorgia Apollonio	3	9	3.28	7.8	65
2:Chiara Olivieri	7	27	1.90	5.7	80
1:Claudia Alvera	8	34	1.12	6.7	86
TEAM TOTALS	23	90	1.88	6.4	81
Team Ott	#SH	PTS	DIF	SWP	PCT
4:Mirjam Ott	6	28	1.88	2.8	97
3:Carmen Schaefer	4	20	2.48	5.0	100
2:Carmen Kueng	3	9	1.34	4.4	61
1:Janine Greiner	7	17	2.00	7.1	51
TEAM TOTALS	20	74	1.96	5.0	78

Shooting: (Out-Turns)

Team Gaspari	#SH	PTS	DIF	SWP	PCT
4:Diana Gaspari	11	35	1.86	5.2	67
3:Giorgia Apollonio	13	38	2.26	6.9	62
2:Chiara Olivieri	9	35	1.60	4.8	80
1:Claudia Alvera	8	33	1.26	5.8	83
TEAM TOTALS	41	141	1.80	5.8	71
Team Ott	#SH	PTS	DIF	SWP	PCT
4:Mirjam Ott	10	42	2.04	4.7	89
3:Carmen Schaefer	12	45	2.38	4.4	80
2:Carmen Kueng	13	52	1.52	5.1	82
1:Janine Greiner	8	27	1.26	3.7	68
TEAM TOTALS	43	166	1.84	4.6	80

Le Gruyere European Curling Championships --- Draw 10,
Sheet D

Team	HMR	1	2	3	4	5	6	7	8	9	10	Score
 Russia Sidorova, A		1	1	0	2	0	4	X				8
 Denmark Nielsen, L		0	0	0	0	2	0	X				2

View Detailed Scoreboard - Play CurlingZone Pick'em!

Shooting: (All Shots, All Turns)

Team	#SH	PTS	DIF	SWP	PCT
Team Sidorova					
4:Anna Sidorova	12	41	2.32	4.2	73
3:Liudmila Privivkova	12	44	2.12	5.3	77
2:Margarita Fomina	12	44	1.92	5.3	77
1:Ekaterina Galkina	12	50	1.44	2.5	85
TEAM TOTALS	48	179	1.94	4.3	78
Team Nielsen					
4:Lene Nielsen	11	26	1.76	5.8	49
3:Helle Simonsen	12	43	1.76	5.0	74
2:Jeanne Ellegaard	12	40	1.94	4.4	70
1:Maria Poulsen	12	49	1.46	3.1	84
TEAM TOTALS	47	158	1.72	4.5	70

Shooting: (All Draws)

Team	#SH	PTS	DIF	SWP	PCT
Team Sidorova					
4:Anna Sidorova	3	12	1.34	1.1	81
3:Liudmila Privivkova	2	6	1.50	3.3	61
2:Margarita Fomina	2	10	1.00	5.0	100
1:Ekaterina Galkina	8	33	1.26	1.7	83
TEAM TOTALS	15	61	1.26	2.2	82
Team Nielsen					
4:Lene Nielsen	7	16	1.28	5.2	46
3:Helle Simonsen	4	16	1.50	7.5	82
2:Jeanne Ellegaard	5	18	2.00	5.3	76
1:Maria Poulsen	8	32	1.00	2.1	80
TEAM TOTALS	24	82	1.38	4.6	69

Shooting: (All Hits)

Team	#SH	PTS	DIF	SWP	PCT
Team Sidorova					
4:Anna Sidorova	9	29	2.64	5.2	70
3:Liudmila Privivkova	10	38	2.24	5.7	81
2:Margarita Fomina	10	34	2.10	5.3	72
1:Ekaterina Galkina	4	17	1.84	4.2	89
TEAM TOTALS	33	118	2.26	5.3	76
Team Nielsen					
4:Lene Nielsen	4	10	2.56	6.7	54
3:Helle Simonsen	8	27	1.88	3.8	70
2:Jeanne Ellegaard	7	22	1.90	3.8	66
1:Maria Poulsen	4	17	2.40	5.0	92
TEAM TOTALS	23	76	2.10	4.5	70




Shooting: (In-Turns)

Team	#SH	PTS	DIF	SWP	PCT
Team Sidorova					
4:Anna Sidorova	5	19	2.30	5.3	80
3:Liudmila Privivkova	7	25	2.48	3.3	77
2:Margarita Fomina	3	13	1.66	2.2	89
1:Ekaterina Galkina	2	10	1.00	1.7	100
TEAM TOTALS	17	67	2.10	3.5	83
Team Nielsen					
4:Lene Nielsen	5	12	2.06	8.0	51
3:Helle Simonsen	5	16	1.80	4.7	67
2:Jeanne Ellegaard	4	16	1.84	4.2	83
1:Maria Poulsen	7	27	1.20	2.4	78
TEAM TOTALS	21	71	1.66	4.6	70

Shooting: (Out-Turns)

Team	#SH	PTS	DIF	SWP	PCT
Team Sidorova					
4:Anna Sidorova	7	22	2.32	3.3	67
3:Liudmila Privivkova	5	19	1.60	8.0	78
2:Margarita Fomina	9	31	2.00	6.3	72
1:Ekaterina Galkina	10	40	1.54	2.7	82
TEAM TOTALS	31	112	1.86	4.7	75
Team Nielsen					
4:Lene Nielsen	6	14	1.50	3.9	47
3:Helle Simonsen	7	27	1.72	5.2	80
2:Jeanne Ellegaard	8	24	2.00	4.6	63
1:Maria Poulsen	5	22	1.86	4.0	92
TEAM TOTALS	26	87	1.78	4.5	70

Le Gruyere European Curling Championships --- Draw 10, Sheet E

Team	HMR	1	2	3	4	5	6	7	8	9	10	Score
 Sweden Sigfridsson, M		0	1	3	0	0	1	0	1	0	X	6
 Germany Schoepp, A		0	0	0	1	2	0	0	0	1	X	4

View Detailed Scoreboard - Play CurlingZone Pick'em!

Shooting: (All Shots, All Turns)

Team	#SH	PTS	DIF	SWP	PCT
Team Sigfridsson	19	71	1.62	7.5	76
4: Maria Prytz	20	82	1.82	5.5	85
3: Christina Bertrup	20	73	1.84	6.2	76
2: Maria Wennerstroem	20	80	1.60	6.7	82
1: Margaretha Sigfridsson	20	80	1.60	6.7	82
TEAM TOTALS	79	306	1.72	6.5	80
Team Schoepp	19	61	2.06	6.8	67
4: Andrea Schoepp	20	70	2.00	5.7	74
3: Imogen Oona Lehmann	20	64	2.08	8.0	67
2: Stella Heiss	20	82	1.26	7.2	83
1: Corinna Scholz	20	82	1.26	7.2	83
TEAM TOTALS	79	277	1.84	6.9	73

Shooting: (All Draws)

Team	#SH	PTS	DIF	SWP	PCT
Team Sigfridsson	6	26	1.34	7.2	88
4: Maria Prytz	1	5	1.00	10.0	100
3: Christina Bertrup	5	15	1.40	7.3	62
2: Maria Wennerstroem	12	46	1.50	6.7	78
1: Margaretha Sigfridsson	12	46	1.50	6.7	78
TEAM TOTALS	24	92	1.42	7.1	78
Team Schoepp	6	23	2.00	8.3	81
4: Andrea Schoepp	10	36	2.10	5.7	76
3: Imogen Oona Lehmann	11	34	1.36	8.5	63
2: Stella Heiss	15	58	1.20	7.6	78
1: Corinna Scholz	15	58	1.20	7.6	78
TEAM TOTALS	42	151	1.58	7.5	74

Shooting: (All Hits)

Team	#SH	PTS	DIF	SWP	PCT
Team Sigfridsson	13	45	1.74	7.7	71
4: Maria Prytz	19	77	1.86	5.3	84
3: Christina Bertrup	15	58	2.00	5.8	81
2: Maria Wennerstroem	8	34	1.76	6.7	88
1: Margaretha Sigfridsson	8	34	1.76	6.7	88
TEAM TOTALS	55	214	1.86	6.2	81
Team Schoepp	13	38	2.10	6.2	61
4: Andrea Schoepp	10	34	1.90	5.7	71
3: Imogen Oona Lehmann	9	30	2.98	7.4	73
2: Stella Heiss	5	24	1.40	6.0	98
1: Corinna Scholz	5	24	1.40	6.0	98
TEAM TOTALS	37	126	2.16	6.3	71

Shooting: (In-Turns)

Team	#SH	PTS	DIF	SWP	PCT
Team Sigfridsson	9	35	1.40	6.7	79
4: Maria Prytz	10	41	1.94	5.0	85
3: Christina Bertrup	11	42	1.66	5.8	79
2: Maria Wennerstroem	9	35	1.56	8.1	80
1: Margaretha Sigfridsson	9	35	1.56	8.1	80
TEAM TOTALS	39	153	1.64	6.3	81
Team Schoepp	9	27	1.98	6.7	62
4: Andrea Schoepp	9	27	2.00	3.7	63
3: Imogen Oona Lehmann	10	29	2.28	8.3	61
2: Stella Heiss	9	34	1.34	7.8	77
1: Corinna Scholz	9	34	1.34	7.8	77
TEAM TOTALS	37	117	1.90	6.7	66

Shooting: (Out-Turns)

Team	#SH	PTS	DIF	SWP	PCT
Team Sigfridsson	10	36	1.80	8.3	74
4: Maria Prytz	10	41	1.72	6.0	84
3: Christina Bertrup	9	31	2.10	6.7	73
2: Maria Wennerstroem	11	45	1.64	5.5	84
1: Margaretha Sigfridsson	11	45	1.64	5.5	84
TEAM TOTALS	40	153	1.80	6.6	79
Team Schoepp	10	34	2.16	7.0	71
4: Andrea Schoepp	11	43	2.00	7.3	82
3: Imogen Oona Lehmann	10	35	1.90	7.7	73
2: Stella Heiss	11	48	1.18	6.7	88
1: Corinna Scholz	11	48	1.18	6.7	88
TEAM TOTALS	42	160	1.80	7.1	79

Le Gruyere European Curling Championships: Women - A Group Event Leaders

Division A -- Summary Statistics									
Team	GP	PF/G	PA/G	EF/G	EA/G	PF/E	PA/E	BE/G	
1. Russia (Sidorova, A)	3	10.43	3.48	6.09	2.61	1.71	1.33	1.30	
2. Scotland (Muirhead, E)	3	8.46	4.62	5.38	3.08	1.57	1.50	1.54	
3. Czech Republic (Klimova, L)	3	7.24	6.21	3.79	4.14	1.91	1.50	2.07	
4. Switzerland (Ott, M)	3	6.92	6.15	4.23	4.23	1.64	1.45	1.54	
5. Sweden (Sigfridsson, M)	3	6.43	6.43	4.29	4.29	1.50	1.50	1.43	
6. Denmark (Nielsen, L)	3	6.92	7.31	4.23	4.23	1.64	1.73	1.54	
7. Hungary (Szekeres, I)	3	6.43	7.14	4.29	4.29	1.50	1.67	1.43	
8. Germany (Schoepp, A)	3	5.00	7.50	3.57	4.64	1.40	1.62	1.79	
9. Italy (Gaspari, D)	3	5.00	8.08	3.08	5.00	1.63	1.62	1.92	
10. Finland (Malmi, A)	3	5.36	10.00	3.21	5.00	1.67	2.00	1.79	

GP = Games Played, W = Wins; L = Losses; PF/G = Points For per Game; PA/G = Points Against per Game; EF/G = Ends For per Game; EA/G = Ends Against per Game; PF/E = Points For per End; PA/E = Points Against per End; BE/G = Blanks Ends per Game.

Division A -- With Hammer													
Team	GP	EF	EA	4+	3	2	PF/E	PA/E	PF (%)	PA (%)	HE	SAE	
1. Czech Republic (Klimova, L)	3	10	3	1-0	1-0	5-1	1.43	0.29	20 (95)	4 (22)	0.54	0.21	
2. Russia (Sidorova, A)	3	7	1	1-0	1-0	2-0	1.75	0.13	14 (58)	1 (13)	0.50	0.13	
3. Switzerland (Ott, M)	3	9	3	0-0	0-1	5-0	0.93	0.33	14 (78)	5 (31)	0.42	0.20	
4. Finland (Malmi, A)	3	8	4	0-0	1-0	4-1	1.00	0.36	14 (93)	5 (18)	0.42	0.29	
5. Hungary (Szekeres, I)	3	8	3	0-0	1-0	3-0	0.93	0.21	13 (72)	3 (15)	0.36	0.21	
6. Sweden (Sigfridsson, M)	3	9	3	0-0	0-0	4-2	0.93	0.36	13 (72)	5 (28)	0.33	0.21	
7. Denmark (Nielsen, L)	3	9	3	1-0	0-0	3-1	1.07	0.29	15 (83)	4 (21)	0.33	0.21	
8. Italy (Gaspari, D)	3	6	5	0-0	1-1	2-2	0.67	0.60	10 (77)	9 (43)	0.27	0.33	
9. Scotland (Muirhead, E)	3	8	1	2-0	0-0	0-0	1.40	0.10	14 (64)	1 (8)	0.22	0.10	
10. Germany (Schoepp, A)	3	8	4	0-0	1-1	1-0	0.69	0.38	11 (79)	6 (29)	0.17	0.25	

GP = Games Played, EF = Ends for; 4+ = 4pts or more points scored for - 4pts or more points scored against; 3 = 3 points scored for - 3 points scored against; 2 = 2 points scored for - 2 points scored against; PF/E = Points scored per end; PA/E = Point against per end; PA (%) = Point for (% of points for); PA (%) = Point against (% of points against); HE = Hammer efficiency, % of time taking 2+ points with hammer; SAE = Stolen against efficiency, % of time giving a stolen end.

Event Leaders

Division A -- Without Hammer													
Team	GP	EF	EA	4+	3	2	PF/E	PA/E	PF (%)	PA (%)	FE	SE	
1. Switzerland (Ott, M)	3	2	8	0-0	1-1	0-1	0.36	1.00	4 (22)	11 (69)	0.75	0.18	
Sweden (Sigfridsson, M)	3	3	9	0-0	1-1	0-2	0.36	0.93	5 (28)	13 (72)	0.67	0.21	
3. Russia (Sidorova, A)	3	7	5	0-0	1-0	1-2	0.67	0.47	10 (42)	7 (88)	0.60	0.47	
4. Germany (Schoepp, A)	3	2	9	0-1	0-0	1-3	0.25	1.25	3 (21)	15 (71)	0.56	0.17	
Czech 5. Republic (Klimova, L)	3	1	9	0-0	0-1	0-3	0.07	0.93	1 (5)	14 (78)	0.56	0.07	
6. Denmark (Nielsen, L)	3	2	8	0-1	0-1	1-2	0.25	1.25	3 (17)	15 (79)	0.50	0.17	
7. Italy (Gaspari, D)	3	2	8	0-0	0-0	1-4	0.27	1.09	3 (23)	12 (57)	0.50	0.18	
8. Scotland (Muirhead, E)	3	6	7	0-0	0-0	2-4	0.50	0.69	8 (36)	11 (92)	0.43	0.38	
9. Finland (Malmi, A)	3	1	10	0-3	0-1	0-2	0.07	1.64	1 (7)	23 (82)	0.40	0.07	
10. Hungary (Szekeres, I)	3	4	9	0-0	0-1	1-6	0.36	1.21	5 (28)	17 (85)	0.22	0.29	

GP = Games Played, EF = Ends for; 4+ = 4pts or more points scored for - 4pts or more points scored against; 3 = 3 points scored for - 3 points scored against; 2 = 2 points scored for - 2 points scored against; PF/E = Points scored per end; PA/E = Point against per end; PA (%) = Point for (% of points for); PA (%) = Point against (% of points against); FE = Force efficiency, % of time forcing 1 point without hammer; SE = Stolen against efficiency, % of time stealing an end.

Cumulative Stats Leaders By TEAM

TEAM	#Shots	Points	Difficulty	Sweeping	PCT
Sweden (Sigfridsson, M)	239	887	1.88	5.8	77.2
Russia (Sidorova, A)	189	698	1.88	5.0	77.0
Denmark (Nielsen, L)	207	742	1.84	5.1	74.6
Scotland (Muirhead, E)	207	719	1.88	5.7	72.3
Italy (Gaspari, D)	206	717	1.88	6.1	72.3
Switzerland (Ott, M)	205	704	2.02	4.9	71.9
Germany (Schoepp, A)	233	790	1.78	6.3	70.1
Finland (Malmi, A)	223	738	1.92	5.2	69.1
Czech Republic (Klimova, L)	239	791	1.82	5.6	68.6
Hungary (Szekeres, I)	237	703	1.94	4.9	61.7

Cumulative Stats Leaders By Position

FOURTH	#Shots	Points	Difficulty	Sweeping	PCT
Mirjam Ott (Ott)	50	179	2.16	5.1	75.5
Linda Klimova (Klimova)	60	219	1.86	5.3	75.4
Diana Gaspari (Gaspari)	51	180	2.34	5.8	74.7
Anna Sidorova (Sidorova)	46	160	2.24	5.0	73.5
Maria Prytz (Sigfridsson)	59	208	2.00	6.0	73.5
Eve Muirhead (Muirhead)	52	177	2.02	6.0	71.2
Lene Nielsen (Nielsen)	51	168	2.04	5.2	69.1
Ildiko Szekeres (Szekeres)	57	181	2.16	4.6	66.4
Andrea Schoepp (Schoepp)	54	170	2.16	6.5	65.7
Anne Malmi (Malmi)	55	169	2.26	5.6	65.0
THIRD	#Shots	Points	Difficulty	Sweeping	PCT
Christina Bertrup (Sigfridsson)	60	224	2.04	5.8	78.3
Helle Simonsen (Nielsen)	52	191	1.86	5.5	76.6
Liudmila Privivkova (Sidorova)	48	172	1.94	5.1	75.0
Carmen Schaefer (Ott)	52	180	2.32	5.3	73.4
Imogen Oona Lehmann (Schoepp)	59	200	1.94	6.1	71.0
Oona Kauste (Malmi)	56	188	1.94	5.7	70.2
Anna Sloan (Muirhead)	52	168	2.06	5.4	67.8
Giorgia Apollonio (Gaspari)	52	166	1.98	6.3	66.5
Kamila Mosova (Klimova)	60	183	2.10	5.4	64.3
Alexandra Beres (Szekeres)	60	183	2.20	5.7	64.2

Cumulative Stats Leaders By Position

SECOND	#Shots	Points	Difficulty	Sweeping	PCT
Margarita Fomina (Sidorova)	48	186	1.80	5.2	80.5
Vicki Adams (Muirhead)	52	193	2.06	5.4	77.8
Carmen Kueng (Ott)	52	189	1.98	5.2	76.1
Maria Wennerstroem (Sigfridsson)	60	211	1.86	5.3	73.3
Chiara Olivieri (Gaspari)	52	183	1.86	5.9	73.2
Heidi Hossi (Malmi)	56	190	2.06	5.1	71.6
Jeanne Ellegaard (Nielsen)	52	169	1.94	4.9	68.2
Tereza Pliskova (Klimova)	60	194	2.02	5.8	67.9
Stella Heiss (Schoepp)	60	189	1.80	6.3	65.3
Agnes Patonai (Szekeres)	60	155	2.08	4.8	54.3
LEAD	#Shots	Points	Difficulty	Sweeping	PCT
Maria Poulsen (Nielsen)	52	214	1.50	4.7	84.3
Margaretha Sigfridsson (Sigfridsson)	60	244	1.64	5.8	83.7
Ekaterina Galkina (Sidorova)	47	180	1.58	4.6	78.8
Corinna Scholz (Schoepp)	60	231	1.26	6.1	77.9
Claudia Alvera (Gaspari)	51	188	1.36	6.5	74.7
Claire Hamilton (Muirhead)	51	181	1.34	5.8	72.3
Marjo Hippi (Malmi)	56	191	1.44	4.6	69.6
Katerina Urbanova (Klimova)	59	195	1.34	6.0	66.9
Janine Greiner (Ott)	51	156	1.58	3.9	62.6
Boglarka Adam (Szekeres)	60	184	1.32	4.7	62.1

Stats Explained

Below is important information describing the meaning of all statistics covered in this Stats Report:

HMR = Record with hammer to start game;
STL = Record without hammer to start game;
1-PT = Record in games decided by 1 point;
EE-H = Extra end record with hammer;
EE-S = Extra end record without hammer.

Game Statistics:

All game statistics are calculated based on 10 end games. For example, PF/G is calculated by taking the total points scored, multiplying by a constant (10) and dividing by the actual ends played.

PF/G = Points For per Game;
PA/G = Points Against per Game;
EF/G = Ends For per Game;
EA/G = Ends Against per Game;
BE/G = Blanks Ends per Game.

End Statistics:

PF/E = Points For per End. Total points scored divided by total ends taken. Offensive indicator.
PA/E = Points Against per End. Total points against divided by total ends against. Defensive indicator.

Efficiency Statistics:

HE = Hammer Efficiency = percentage of time taking 2 or more points with hammer. A team with a high hammer efficiency executes well with the hammer.

FE = Force Efficiency: percentage of time forcing 1 point without when the other team has the hammer. A team with a high force efficiency plays well defensively.

SE = Steal Efficiency = percentage of time stealing an end. A team with high steal efficiency is very good at stealing ends.

SAE = Steals Against Efficiency = percentage of time giving up a stolen end. A team with low steals against efficiency is very good at defending against stolen ends.

Player and Team Shooting Statistics:

Points (PTS) = Total Points Scored. X/5

Difficulty (DIF) = Average Degree of Difficulty. Degree of Difficulty is an automated micro-multiplier (between 1.000 - 1.200) based upon each shot thrown, including pre and post contact modifiers. Degree of difficulty factors into the overall Shooting Percentage.

Sweeping (SWP) = Average Sweep Factor. Average distance swept (percentage). Determines effective usage of sweepers for shots. Sweep factor is not factored into the overall Shooting Percentage.

Shooting Percentage (PCT) = Average Shooting Accuracy (percentage).