

Le Gruyere European Curling Championships: Women - A Group
Draw W8: Wednesday 12 December, 2012 -- 14:00











Team	HMR	1	2	3	4	5	6	7	8	9	10	Score
Russia Sidorova, A		2	0	5	0	2	0	1	0	2	X	12
Czech Republic Klimova, L		0	2	0	2	0	1	0	2	0	X	7
View Detailed Scoreboard - Play CurlingZone Pick'em!												
Team	HMR	1	2	3	4	5	6	7	8	9	10	Score
Denmark Nielsen, L		0	2	0	1	1	0	1	0	1	0	6
Italy Gaspari, D		1	0	1	0	0	2	0	2	0	1	7
View Detailed Scoreboard - Play CurlingZone Pick'em!												
Team	HMR	1	2	3	4	5	6	7	8	9	10	Score
Germany Schoepp, A		4	0	1	1	1	0	4	X			11
Finland Malmi, A		0	1	0	0	0	1	0	X			2
View Detailed Scoreboard - Play CurlingZone Pick'em!												
Team	HMR	1	2	3	4	5	6	7	8	9	10	Score
Hungary Szekeres, I		1	0	2	0	0	2	0	0	0	X	5
Scotland Muirhead, E		0	3	0	1	1	0	2	1	0	X	8
View Detailed Scoreboard - Play CurlingZone Pick'em!												
Team	HMR	1	2	3	4	5	6	7	8	9	10	Score
Switzerland Ott, M		0	1	0	0	1	0	1	2	0	0	5
Sweden Sigfridsson, M		2	0	2	1	0	1	0	0	1	1	8
View Detailed Scoreboard - Play CurlingZone Pick'em!												

Le Gruyere European Curling Championships: Women - A Group
Standings




Team	GP	W	L	PCT	DSC
A GROUP					
Sweden Sigfridsson, M	8	7	1	0.875	20.93
Russia Sidorova, A	8	7	1	0.875	24.13
Scotland Muirhead, E	8	6	2	0.750	29.96
Switzerland Ott, M	8	5	3	0.625	10.59
Denmark Nielsen, L	8	5	3	0.625	44.26
Italy Gaspari, D	8	3	5	0.375	20.49
Germany Schoepp, A	8	3	5	0.375	59.14
Czech Republic Klimova, L	8	2	6	0.250	40.87
Finland Malmi, A	8	1	7	0.125	59.54
Hungary Szekeres, I	8	1	7	0.125	68.13

GP = Games Played, W = Wins; L = Losses; PCT = Winning Percentage; DSC = Tiebreaker Shootout Distance.
 ";

**Le Gruyere European Curling Championships: Women - A Group
DSC Results**

Team	Average	Games								
 Switzerland Ott, M	10.59cm	40.20	5.60	8.30	6.30	8.20	5.50	119.60*	0.00	
 Italy Gaspari, D	20.49cm	117.40*	46.90	11.70	9.40	34.40	4.20	19.40	17.40	
 Sweden Sigfridsson, M	20.93cm	26.90	21.20	0.00	5.50	23.80	15.70	53.40	79.00*	
 Russia Sidorova, A	24.13cm	44.10	3.50	144.00*	62.60	50.80	0.00	0.90	7.00	
 Scotland Muirhead, E	29.96cm	67.80*	26.10	48.40	0.00	25.30	52.10	21.10	36.70	
 Czech Republic Klimova, L	40.87cm	67.20	111.00*	8.70	18.20	26.50	80.30	85.20	0.00	
 Denmark Nielsen, L	44.26cm	16.10	64.00	22.30	3.70	28.50	8.20	185.40*	167.00	
 Germany Schoepp, A	59.14cm	164.90	59.00	34.50	21.90	31.50	165.00*	8.50	93.70	
 Finland Malmi, A	59.54cm	156.90*	87.40	85.00	16.00	23.90	82.70	6.90	114.90	
 Hungary Szekeres, I	68.13cm	143.00	92.40	166.20*	35.90	2.40	90.40	80.10	32.70	
* = shootout dropped from total.										

Le Gruyere European Curling Championships --- Draw 26, Sheet A

Team	HMR	1	2	3	4	5	6	7	8	9	10	Score
 Russia Sidorova, A		2	0	5	0	2	0	1	0	2	X	12
 Czech Republic Klimova, L		0	2	0	2	0	1	0	2	0	X	7

View Detailed Scoreboard - Play CurlingZone Pick'em!

Shooting: (All Shots, All Turns)

Team	#SH	PTS	DIF	SWP	PCT
Team Sidorova					
4:Anna Sidorova	18	73	1.86	6.9	84
3:Liudmila Privivkova	18	72	1.50	5.0	82
2:Margarita Fomina	18	75	1.48	7.6	85
1:Ekaterina Galkina	17	70	1.48	5.7	84
TEAM TOTALS	71	290	1.58	6.3	84
Team Klimova					
4:Linda Klimova	18	63	1.64	5.6	72
3:Kamila Mosova	18	73	1.62	6.3	84
2:Tereza Pliskova	18	67	1.80	6.9	77
1:Anna Kubeskova	18	64	1.22	6.9	72
TEAM TOTALS	72	267	1.56	6.4	76

Shooting: (All Draws)

Team	#SH	PTS	DIF	SWP	PCT
Team Sidorova					
4:Anna Sidorova	7	21	1.72	6.7	61
3:Liudmila Privivkova	6	22	1.50	5.6	75
2:Margarita Fomina	4	15	1.00	10.0	75
1:Ekaterina Galkina	16	65	1.44	5.4	83
TEAM TOTALS	33	123	1.46	6.3	76
Team Klimova					
4:Linda Klimova	10	30	1.30	3.7	61
3:Kamila Mosova	12	50	1.34	5.8	85
2:Tereza Pliskova	11	45	1.36	7.6	83
1:Anna Kubeskova	16	56	1.18	6.5	70
TEAM TOTALS	49	181	1.28	6.0	75

Shooting: (All Hits)

Team	#SH	PTS	DIF	SWP	PCT
Team Sidorova					
4:Anna Sidorova	11	52	1.94	7.0	99
3:Liudmila Privivkova	12	50	1.50	4.7	85
2:Margarita Fomina	14	60	1.60	6.9	88
1:Ekaterina Galkina	1	5	2.00	10.0	100
TEAM TOTALS	38	167	1.68	6.3	91
Team Klimova					
4:Linda Klimova	8	33	2.06	7.9	86
3:Kamila Mosova	6	23	2.16	7.2	81
2:Tereza Pliskova	7	22	2.46	5.7	67
1:Anna Kubeskova	2	8	1.50	10.0	82
TEAM TOTALS	23	86	2.16	7.2	79




Shooting: (In-Turns)

Team	#SH	PTS	DIF	SWP	PCT
Team Sidorova					
4:Anna Sidorova	9	37	1.84	5.2	86
3:Liudmila Privivkova	8	29	1.42	4.2	74
2:Margarita Fomina	5	19	1.40	7.3	77
1:Ekaterina Galkina	9	36	1.22	7.0	81
TEAM TOTALS	31	121	1.48	5.8	80
Team Klimova					
4:Linda Klimova	12	42	1.52	5.6	72
3:Kamila Mosova	11	42	1.60	6.1	79
2:Tereza Pliskova	4	16	1.88	9.2	83
1:Anna Kubeskova	5	18	1.20	7.3	72
TEAM TOTALS	32	118	1.54	6.5	76

Shooting: (Out-Turns)

Team	#SH	PTS	DIF	SWP	PCT
Team Sidorova					
4:Anna Sidorova	9	36	1.86	8.5	83
3:Liudmila Privivkova	10	43	1.56	5.7	88
2:Margarita Fomina	13	56	1.50	7.7	88
1:Ekaterina Galkina	8	34	1.76	4.2	89
TEAM TOTALS	40	169	1.64	6.7	87
Team Klimova					
4:Linda Klimova	6	21	1.88	5.6	72
3:Kamila Mosova	7	31	1.64	6.7	91
2:Tereza Pliskova	14	51	1.76	6.2	75
1:Anna Kubeskova	13	46	1.24	6.7	71
TEAM TOTALS	40	149	1.58	6.3	76

Le Gruyere European Curling Championships --- Draw 26,
Sheet B

Team	HMR	1	2	3	4	5	6	7	8	9	10	Score
 Denmark Nielsen, L		0	2	0	1	1	0	1	0	1	0	6
 Italy Gaspari, D		1	0	1	0	0	2	0	2	0	1	7

View Detailed Scoreboard - Play CurlingZone Pick'em!

Shooting: (All Shots, All Turns)

Team	#SH	PTS	DIF	SWP	PCT
Team Nielsen					
4:Lene Nielsen	20	70	1.88	5.0	73
3:Helle Simonsen	20	74	2.08	6.0	78
2:Jeanne Ellegaard	20	88	1.96	4.2	92
1:Maria Poulsen	20	80	1.30	4.2	81
TEAM TOTALS	80	312	1.80	4.8	81
Team Gaspari					
4:Diana Gaspari	20	61	1.70	5.2	62
3:Giorgia Apollonio	20	73	2.22	6.3	78
2:Chiara Olivieri	20	70	2.10	5.3	74
1:Claudia Alvera	20	65	1.46	5.7	66
TEAM TOTALS	80	269	1.88	5.6	70

Shooting: (All Draws)

Team	#SH	PTS	DIF	SWP	PCT
Team Nielsen					
4:Lene Nielsen	12	42	1.58	5.0	72
3:Helle Simonsen	7	27	2.00	4.8	81
2:Jeanne Ellegaard	11	50	1.82	3.0	95
1:Maria Poulsen	17	69	1.24	4.7	82
TEAM TOTALS	47	188	1.58	4.4	82
Team Gaspari					
4:Diana Gaspari	6	20	1.66	3.3	68
3:Giorgia Apollonio	4	15	1.76	5.0	78
2:Chiara Olivieri	6	18	2.16	7.8	64
1:Claudia Alvera	15	50	1.34	5.3	67
TEAM TOTALS	31	103	1.62	5.4	68

Shooting: (All Hits)

Team	#SH	PTS	DIF	SWP	PCT
Team Nielsen					
4:Lene Nielsen	8	28	2.34	5.0	75
3:Helle Simonsen	13	47	2.14	6.7	76
2:Jeanne Ellegaard	9	38	2.12	5.6	90
1:Maria Poulsen	3	11	1.66	1.1	76
TEAM TOTALS	33	124	2.14	5.5	80
Team Gaspari					
4:Diana Gaspari	14	41	1.72	6.0	60
3:Giorgia Apollonio	16	58	2.34	6.7	78
2:Chiara Olivieri	14	52	2.08	4.3	78
1:Claudia Alvera	5	15	1.86	6.7	64
TEAM TOTALS	49	166	2.04	5.8	71




Shooting: (In-Turns)

Team	#SH	PTS	DIF	SWP	PCT
Team Nielsen					
4:Lene Nielsen	9	32	1.78	5.9	74
3:Helle Simonsen	4	12	1.76	5.0	62
2:Jeanne Ellegaard	7	28	1.54	5.7	83
1:Maria Poulsen	6	27	1.16	5.6	91
TEAM TOTALS	26	99	1.58	5.6	78
Team Gaspari					
4:Diana Gaspari	12	30	1.54	3.9	50
3:Giorgia Apollonio	8	28	1.76	6.3	73
2:Chiara Olivieri	8	29	1.96	7.1	76
1:Claudia Alvera	7	22	1.58	7.1	65
TEAM TOTALS	35	109	1.70	5.8	64

Shooting: (Out-Turns)

Team	#SH	PTS	DIF	SWP	PCT
Team Nielsen					
4:Lene Nielsen	11	38	1.98	4.2	72
3:Helle Simonsen	16	62	2.18	6.3	82
2:Jeanne Ellegaard	13	60	2.18	3.3	98
1:Maria Poulsen	14	53	1.36	3.6	77
TEAM TOTALS	54	213	1.92	4.4	83
Team Gaspari					
4:Diana Gaspari	8	31	1.94	7.1	80
3:Giorgia Apollonio	12	45	2.54	6.4	81
2:Chiara Olivieri	12	41	2.18	4.2	73
1:Claudia Alvera	13	43	1.42	4.9	67
TEAM TOTALS	45	160	2.02	5.5	75

Le Gruyere European Curling Championships --- Draw 26, Sheet C

Team	HMR	1	2	3	4	5	6	7	8	9	10	Score
 Germany Schoepp, A		4	0	1	1	1	0	4	X			11
 Finland Malmi, A		0	1	0	0	0	1	0	X			2

View Detailed Scoreboard - Play CurlingZone Pick'em!

Shooting: (All Shots, All Turns)

Team Schoepp	#SH	PTS	DIF	SWP	PCT
4:Andrea Schoepp	14	58	1.82	4.8	87
3:Imogen Oona Lehmann	14	59	1.84	5.0	88
2:Stella Heiss	14	56	2.24	8.6	84
1:Corinna Scholz	14	51	1.22	6.0	74
TEAM TOTALS	56	224	1.78	6.1	83
Team Malmi	#SH	PTS	DIF	SWP	PCT
4:Anne Malmi	14	37	1.98	5.0	55
3:Oona Kauste	14	49	1.96	7.1	74
2:Heidi Hossi	14	41	1.86	5.5	61
1:Marjo Hippi	14	51	1.36	6.4	74
TEAM TOTALS	56	178	1.80	6.0	66

Shooting: (All Draws)

Team Schoepp	#SH	PTS	DIF	SWP	PCT
4:Andrea Schoepp	6	25	1.84	3.3	87
3:Imogen Oona Lehmann	2	8	1.50	6.7	83
1:Corinna Scholz	13	49	1.24	5.6	76
TEAM TOTALS	21	82	1.42	5.1	80
Team Malmi	#SH	PTS	DIF	SWP	PCT
4:Anne Malmi	7	19	1.72	5.7	56
3:Oona Kauste	7	28	2.00	6.7	84
2:Heidi Hossi	13	41	1.84	5.9	66
1:Marjo Hippi	14	51	1.36	6.4	74
TEAM TOTALS	41	139	1.68	6.2	70

Shooting: (All Hits)

Team Schoepp	#SH	PTS	DIF	SWP	PCT
4:Andrea Schoepp	8	33	1.82	5.8	86
3:Imogen Oona Lehmann	12	51	1.90	4.7	89
2:Stella Heiss	14	56	2.24	8.6	84
1:Corinna Scholz	1	2	1.00	10.0	40
TEAM TOTALS	35	142	2.00	6.7	85
Team Malmi	#SH	PTS	DIF	SWP	PCT
4:Anne Malmi	7	18	2.26	4.3	53
3:Oona Kauste	7	21	1.92	7.6	63
2:Heidi Hossi	1	0	2.00	0.0	0
TEAM TOTALS	15	39	2.08	5.6	54

Shooting: (In-Turns)

Team Schoepp	#SH	PTS	DIF	SWP	PCT
4:Andrea Schoepp	2	3	1.76	10.0	32
3:Imogen Oona Lehmann	6	25	2.12	6.7	88
2:Stella Heiss	11	47	2.24	9.4	90
1:Corinna Scholz	2	8	2.00	6.7	84
TEAM TOTALS	21	83	2.14	8.4	83
Team Malmi	#SH	PTS	DIF	SWP	PCT
4:Anne Malmi	4	11	2.82	3.3	60
3:Oona Kauste	6	18	2.08	9.4	64
2:Heidi Hossi	5	13	2.00	6.7	55
1:Marjo Hippi	9	35	1.44	7.0	79
TEAM TOTALS	24	77	1.94	6.9	67

Shooting: (Out-Turns)

Team Schoepp	#SH	PTS	DIF	SWP	PCT
4:Andrea Schoepp	12	55	1.84	3.9	96
3:Imogen Oona Lehmann	8	34	1.64	3.8	88
2:Stella Heiss	3	9	2.28	5.6	63
1:Corinna Scholz	12	43	1.08	5.8	72
TEAM TOTALS	35	141	1.58	4.7	83
Team Malmi	#SH	PTS	DIF	SWP	PCT
4:Anne Malmi	10	26	1.66	5.7	53
3:Oona Kauste	8	31	1.88	5.4	81
2:Heidi Hossi	9	28	1.78	4.8	65
1:Marjo Hippi	5	16	1.20	5.3	64
TEAM TOTALS	32	101	1.68	5.3	65

Le Gruyere European Curling Championships --- Draw 26, Sheet D

Team	HMR	1	2	3	4	5	6	7	8	9	10	Score
Hungary Szekeres, I		1	0	2	0	0	2	0	0	0	X	5
Scotland Muirhead, E		0	3	0	1	1	0	2	1	0	X	8

View Detailed Scoreboard - Play CurlingZone Pick'em!

Shooting: (All Shots, All Turns)

Team Szekeres	#SH	PTS	DIF	SWP	PCT
4:Ildiko Szekeres	19	53	2.10	7.7	57
3:Alexandra Beres	20	54	1.76	5.3	56
2:Agnes Patonai	20	67	1.54	7.5	69
1:Boglarka Adam	20	70	1.52	6.2	72
TEAM TOTALS	79	244	1.72	6.7	64

Team Muirhead	#SH	PTS	DIF	SWP	PCT
4:Eve Muirhead	20	84	1.90	6.8	88
3:Anna Sloan	20	83	2.06	6.0	87
2:Vicki Adams	20	65	1.72	5.2	67
1:Claire Hamilton	17	66	1.24	6.7	78
TEAM TOTALS	77	298	1.74	6.1	80

Shooting: (All Draws)

Team Szekeres	#SH	PTS	DIF	SWP	PCT
4:Ildiko Szekeres	3	9	1.34	5.6	61
3:Alexandra Beres	7	16	1.72	3.8	47
2:Agnes Patonai	5	17	1.20	5.3	69
1:Boglarka Adam	16	55	1.32	5.4	70
TEAM TOTALS	31	97	1.38	5.1	64

Team Muirhead	#SH	PTS	DIF	SWP	PCT
4:Eve Muirhead	5	20	1.80	8.0	84
3:Anna Sloan	9	38	1.56	7.4	87
2:Vicki Adams	9	30	1.34	4.1	68
1:Claire Hamilton	14	57	1.14	6.7	82
TEAM TOTALS	37	145	1.38	6.4	80

Shooting: (All Hits)

Team Szekeres	#SH	PTS	DIF	SWP	PCT
4:Ildiko Szekeres	16	44	2.24	8.1	57
3:Alexandra Beres	13	38	1.78	6.2	61
2:Agnes Patonai	15	50	1.66	8.2	69
1:Boglarka Adam	4	15	2.40	9.2	80
TEAM TOTALS	48	147	1.94	7.7	63

Team Muirhead	#SH	PTS	DIF	SWP	PCT
4:Eve Muirhead	15	64	1.92	6.4	89
3:Anna Sloan	11	45	2.46	4.8	88
2:Vicki Adams	11	35	2.02	6.1	67
1:Claire Hamilton	3	9	1.66	6.7	62
TEAM TOTALS	40	153	2.08	5.9	81

Shooting: (In-Turns)

Team Szekeres	#SH	PTS	DIF	SWP	PCT
4:Ildiko Szekeres	10	31	2.10	8.7	64
3:Alexandra Beres	7	18	1.76	6.2	53
2:Agnes Patonai	8	25	1.80	7.5	65
1:Boglarka Adam	8	30	1.78	5.4	78
TEAM TOTALS	33	104	1.88	7.1	65

Team Muirhead	#SH	PTS	DIF	SWP	PCT
4:Eve Muirhead	10	45	1.80	6.7	94
3:Anna Sloan	13	55	2.10	6.2	89
2:Vicki Adams	7	20	1.90	6.2	60
1:Claire Hamilton	4	14	1.76	8.3	73
TEAM TOTALS	34	134	1.94	6.6	82

Shooting: (Out-Turns)

Team Szekeres	#SH	PTS	DIF	SWP	PCT
4:Ildiko Szekeres	9	22	2.10	6.7	50
3:Alexandra Beres	13	36	1.74	4.9	58
2:Agnes Patonai	12	42	1.38	7.5	71
1:Boglarka Adam	12	40	1.36	6.7	68
TEAM TOTALS	46	140	1.62	6.4	62

Team Muirhead	#SH	PTS	DIF	SWP	PCT
4:Eve Muirhead	10	39	1.98	7.0	82
3:Anna Sloan	7	28	1.98	5.7	84
2:Vicki Adams	13	45	1.62	4.6	71
1:Claire Hamilton	13	52	1.08	6.2	80
TEAM TOTALS	43	164	1.60	5.8	78

Le Gruyere European Curling Championships --- Draw 26, Sheet E

Team	HMR	1	2	3	4	5	6	7	8	9	10	Score
Switzerland Ott, M		0	1	0	0	1	0	1	2	0	0	5
Sweden Sigfridsson, M		2	0	2	1	0	1	0	0	1	1	8

View Detailed Scoreboard - Play CurlingZone Pick'em!

Shooting: (All Shots, All Turns)

Team Ott	#SH	PTS	DIF	SWP	PCT
4:Mirjam Ott	20	77	2.42	5.3	82
3:Carmen Schaefer	20	75	1.96	4.3	78
2:Carmen Kueng	20	72	1.84	3.5	75
1:Janine Greiner	20	83	1.36	4.5	84
TEAM TOTALS	80	307	1.90	4.4	80
Team Sigfridsson	#SH	PTS	DIF	SWP	PCT
4:Maria Prytz	20	90	2.22	5.8	96
3:Christina Bertrup	20	80	1.94	5.3	83
2:Maria Wennerstroem	20	91	1.98	5.8	95
1:Margaretha Sigfridsson	20	73	1.68	4.8	75
TEAM TOTALS	80	334	1.96	5.5	87

Shooting: (All Draws)

Team Ott	#SH	PTS	DIF	SWP	PCT
4:Mirjam Ott	11	45	2.10	5.8	86
3:Carmen Schaefer	16	61	1.88	4.4	80
2:Carmen Kueng	17	61	1.64	2.9	74
1:Janine Greiner	19	81	1.32	4.7	86
TEAM TOTALS	63	248	1.68	4.3	81
Team Sigfridsson	#SH	PTS	DIF	SWP	PCT
4:Maria Prytz	9	37	1.78	6.7	86
3:Christina Bertrup	2	4	2.00	1.7	42
1:Margaretha Sigfridsson	16	66	1.44	4.8	84
TEAM TOTALS	27	107	1.60	5.2	82

Shooting: (All Hits)

Team Ott	#SH	PTS	DIF	SWP	PCT
4:Mirjam Ott	9	32	2.84	4.8	77
3:Carmen Schaefer	4	14	2.32	4.2	74
2:Carmen Kueng	3	11	2.92	6.7	81
1:Janine Greiner	1	2	2.00	0.0	42
TEAM TOTALS	17	59	2.68	4.7	75
Team Sigfridsson	#SH	PTS	DIF	SWP	PCT
4:Maria Prytz	11	53	2.56	5.2	100
3:Christina Bertrup	18	76	1.94	5.7	88
2: Maria Wennerstroem	20	91	1.98	5.8	95
1:Margaretha Sigfridsson	4	7	2.68	5.0	38
TEAM TOTALS	53	227	2.14	5.6	90

Shooting: (In-Turns)

Team Ott	#SH	PTS	DIF	SWP	PCT
4:Mirjam Ott	13	49	2.52	4.9	80
3:Carmen Schaefer	9	29	2.12	3.7	68
2:Carmen Kueng	9	29	1.56	3.3	66
1:Janine Greiner	14	61	1.28	4.8	88
TEAM TOTALS	45	168	1.86	4.3	77
Team Sigfridsson	#SH	PTS	DIF	SWP	PCT
4: Maria Prytz	9	37	2.52	6.3	89
3:Christina Bertrup	6	22	2.72	3.3	79
2: Maria Wennerstroem	4	14	2.32	5.0	75
1:Margaretha Sigfridsson	4	20	1.50	7.5	100
TEAM TOTALS	23	93	2.36	5.5	86

Shooting: (Out-Turns)

Team Ott	#SH	PTS	DIF	SWP	PCT
4:Mirjam Ott	7	28	2.26	6.2	85
3:Carmen Schaefer	11	46	1.84	4.8	87
2:Carmen Kueng	11	43	2.06	3.6	82
1:Janine Greiner	6	22	1.50	3.9	75
TEAM TOTALS	35	139	1.94	4.6	83
Team Sigfridsson	#SH	PTS	DIF	SWP	PCT
4: Maria Prytz	11	53	1.96	5.5	100
3:Christina Bertrup	14	58	1.62	6.2	85
2: Maria Wennerstroem	16	77	1.90	6.0	100
1:Margaretha Sigfridsson	16	53	1.74	4.2	68
TEAM TOTALS	57	241	1.80	5.4	88

Le Gruyere European Curling Championships: Women - A Group Event Leaders

Division A -- Summary Statistics									
Team	GP	PF/G	PA/G	EF/G	EA/G	PF/E	PA/E	BE/G	
1. Sweden (Sigfridsson, M)	8	10.47	4.84	5.16	3.75	2.03	1.29	1.09	
2. Scotland (Muirhead, E)	8	9.06	5.16	5.16	3.28	1.76	1.57	1.56	
3. Russia (Sidorova, A)	8	10.00	6.21	5.30	3.64	1.89	1.71	1.06	
4. Switzerland (Ott, M)	8	7.36	5.69	4.86	4.17	1.51	1.37	0.97	
5. Denmark (Nielsen, L)	8	6.44	6.44	4.66	3.97	1.38	1.62	1.37	
6. Germany (Schoepp, A)	8	6.57	6.71	4.00	4.57	1.64	1.47	1.43	
7. Italy (Gaspari, D)	8	6.34	8.45	4.37	4.65	1.45	1.82	0.99	
8. Czech Republic (Klimova, L)	8	5.81	8.11	3.65	4.46	1.59	1.82	1.89	
9. Hungary (Szekeres, I)	8	4.51	8.45	3.10	5.49	1.45	1.54	1.41	
10. Finland (Malmi, A)	8	5.07	10.43	3.48	5.36	1.46	1.95	1.16	

GP = Games Played, W = Wins; L = Losses; PF/G = Points For per Game; PA/G = Points Against per Game; EF/G = Ends For per Game; EA/G = Ends Against per Game; PF/E = Points For per End; PA/E = Points Against per End; BE/G = Blanks Ends per Game.

Division A -- With Hammer												
Team	GP	EF	EA	4+	3	2	PF/E	PA/E	PF (%)	PA (%)	HE	SAE
1. Russia (Sidorova, A)	8	22	4	2-0	4-1	8-0	1.50	0.20	45 (68)	6 (15)	0.54	0.13
2. Sweden (Sigfridsson, M)	8	21	4	1-0	4-0	7-3	1.43	0.25	40 (60)	7 (23)	0.48	0.14
3. Scotland (Muirhead, E)	8	21	3	3-0	2-0	6-2	1.52	0.19	41 (71)	5 (15)	0.46	0.11
4. Czech Republic (Klimova, L)	8	25	7	1-0	1-0	11-3	1.14	0.28	41 (95)	10 (17)	0.41	0.19
5. Switzerland (Ott, M)	8	24	8	0-0	1-1	11-3	1.03	0.36	37 (70)	13 (32)	0.38	0.22
6. Italy (Gaspari, D)	8	22	10	0-1	1-3	9-2	0.89	0.59	33 (73)	22 (37)	0.31	0.27
7. Finland (Malmi, A)	8	22	11	0-0	2-1	7-1	0.89	0.38	33 (94)	14 (19)	0.27	0.30
8. Germany (Schoepp, A)	8	20	13	2-0	2-2	5-0	0.88	0.43	35 (76)	17 (36)	0.27	0.33
9. Denmark (Nielsen, L)	8	25	5	1-1	0-0	6-1	0.97	0.26	34 (72)	9 (19)	0.23	0.14
10. Hungary (Szekeres, I)	8	17	18	0-0	1-1	7-4	0.63	0.59	26 (81)	24 (40)	0.23	0.44

GP = Games Played, EF = Ends for; 4+ = 4pts or more points scored for - 4pts or more points scored against; 3 = 3 points scored for - 3 points scored against; 2 = 2 points scored for - 2 points scored against; PF/E = Points scored per end; PA/E = Point against per end; PA (%) = Point for (% of points for); PA (%) = Point against (% of points against); HE = Hammer efficiency, % of time taking 2+ points with hammer; SAE = Stolen against efficiency, % of time giving a stolen end.

Event Leaders

Division A -- Without Hammer													
Team	GP	EF	EA	4+	3	2	PF/E	PA/E	PF (%)	PA (%)	FE	SE	
Sweden 1. (Sigfridsson, M)	8	12	20	1-0	4-1	3-2	0.75	0.67	27 (40)	24 (77)	0.85	0.33	
Switzerland 2. (Ott, M)	8	11	22	0-0	1-1	3-4	0.44	0.78	16 (30)	28 (68)	0.77	0.31	
Germany 3. (Schoepp, A)	8	8	19	0-1	0-1	3-6	0.37	1.00	11 (24)	30 (64)	0.58	0.27	
Denmark 4. (Nielsen, L)	8	9	24	0-1	0-1	4-9	0.34	1.00	13 (28)	38 (81)	0.54	0.24	
Scotland 5. (Muirhead, E)	8	12	18	1-0	0-1	2-8	0.46	0.76	17 (29)	28 (85)	0.50	0.32	
Hungary 6. (Szekeres, I)	8	5	21	0-0	0-4	1-7	0.20	1.20	6 (19)	36 (60)	0.48	0.17	
Russia 7. (Sidorova, A)	8	13	20	0-1	3-1	2-9	0.58	0.97	21 (32)	35 (85)	0.45	0.36	
Italy 8. (Gaspari, D)	8	9	23	0-0	1-2	1-11	0.35	1.12	12 (27)	38 (63)	0.43	0.26	
Czech 9. Republic (Klimova, L)	8	2	26	0-2	0-2	0-12	0.05	1.32	2 (5)	50 (83)	0.38	0.05	
Finland 10. (Malmi, A)	8	2	26	0-5	0-4	0-9	0.06	1.81	2 (6)	58 (81)	0.31	0.06	

GP = Games Played, EF = Ends for; 4+ = 4pts or more points scored for - 4pts or more points scored against; 3 = 3 points scored for - 3 points scored against; 2 = 2 points scored for - 2 points scored against; PF/E = Points scored per end; PA/E = Point against per end; PA (%) = Point for (% of points for); PA (%) = Point against (% of points against); FE = Force efficiency, % of time forcing 1 point without hammer; SE = Stolen against efficiency, % of time stealing an end.

Cumulative Stats Leaders By TEAM

TEAM	#Shots	Points	Difficulty	Sweeping	PCT
Sweden (Sigfridsson, M)	526	2082	1.82	5.2	82.2
Russia (Sidorova, A)	530	2029	1.74	5.3	79.3
Switzerland (Ott, M)	577	2128	1.98	5.2	77.1
Scotland (Muirhead, E)	520	1928	1.84	5.3	77.0
Denmark (Nielsen, L)	581	2145	1.76	5.4	76.6
Italy (Gaspari, D)	565	1940	1.88	5.1	71.4
Germany (Schoepp, A)	570	1950	1.78	6.0	70.8
Czech Republic (Klimova, L)	604	2034	1.80	5.9	69.8
Finland (Malmi, A)	549	1809	1.94	5.3	68.8
Hungary (Szekeres, I)	586	1817	1.86	5.5	64.3

Cumulative Stats Leaders By Position

FOURTH	#Shots	Points	Difficulty	Sweeping	PCT
Maria Prytz (Sigfridsson)	131	521	1.98	5.2	83.1
Anna Sidorova (Sidorova)	131	497	2.02	5.5	79.4
Eve Muirhead (Muirhead)	130	487	1.98	5.8	78.2
Mirjam Ott (Ott)	143	528	2.04	5.4	77.3
Lene Nielsen (Nielsen)	143	500	1.96	5.5	73.0
Diana Gaspari (Gaspari)	140	470	2.08	4.8	70.3
Linda Klimova (Klimova)	149	501	1.94	5.6	69.9
Anne Malmi (Malmi)	135	425	2.32	5.4	66.9
Andrea Schoepp (Schoepp)	134	424	2.08	6.0	66.1
Ildiko Szekeres (Szekeres)	142	437	2.08	5.5	64.1

THIRD	#Shots	Points	Difficulty	Sweeping	PCT
Christina Bertrup (Sigfridsson)	132	516	1.92	5.2	81.6
Carmen Schaefer (Ott)	146	552	2.22	5.5	79.9
Anna Sloan (Muirhead)	131	494	1.96	5.0	78.8
Liudmila Privivkova (Sidorova)	134	507	1.80	4.8	78.6
Helle Simonsen (Nielsen)	146	534	1.86	5.6	76.3
Giorgia Apollonio (Gaspari)	142	491	2.04	5.2	72.5
Imogen Oona Lehmann (Schoepp)	145	501	1.90	5.5	72.3
Kamila Mosova (Klimova)	152	505	1.94	5.9	69.5
Oona Kauste (Malmi)	138	441	2.02	5.7	66.9
Alexandra Beres (Szekeres)	148	452	2.04	5.5	64.0

Cumulative Stats Leaders By Position

SECOND	#Shots	Points	Difficulty	Sweeping	PCT
Maria Wennerstroem (Sigfridsson)	132	515	1.82	5.4	81.2
Carmen Kueng (Ott)	146	552	2.06	5.0	79.5
Margarita Fomina (Sidorova)	116	437	1.66	5.8	77.7
Anna Kubeskova (Klimova)	14	51	2.00	6.7	76.5
Vicki Adams (Muirhead)	132	481	2.00	4.9	76.4
Jeanne Ellegaard (Nielsen)	146	530	1.86	5.4	75.8
Nicole Muskatewitz (Schoepp)	8	29	1.62	5.0	74.8
Chiara Olivieri (Gaspari)	142	506	1.90	4.9	74.3
Nkeiruka Ezekh (Sidorova)	18	64	1.68	5.7	73.6
Heidi Hossi (Malmi)	138	448	2.02	5.3	68.3
Stella Heiss (Schoepp)	138	454	1.84	6.4	68.3
Tereza Pliskova (Klimova)	138	449	1.98	6.2	68.0
Agnes Patonai (Szekeres)	148	437	1.96	5.6	61.8
LEAD	#Shots	Points	Difficulty	Sweeping	PCT
Margaretha Sigfridsson (Sigfridsson)	131	530	1.54	5.0	82.9
Ekaterina Galkina (Sidorova)	131	524	1.50	5.1	81.9
Maria Poulsen (Nielsen)	146	581	1.40	5.3	81.1
Corinna Scholz (Schoepp)	139	520	1.34	6.1	76.0
Claire Hamilton (Muirhead)	127	466	1.40	5.4	74.7
Nicole Muskatewitz (Schoepp)	6	22	1.16	4.4	73.8
Marjo Hippi (Malmi)	138	495	1.38	5.0	73.0
Anna Kubeskova (Klimova)	18	64	1.22	6.9	71.7
Janine Greiner (Ott)	142	496	1.54	4.8	71.4
Katerina Urbanova (Klimova)	133	464	1.36	6.0	70.9
Claudia Alvera (Gaspari)	141	473	1.46	5.6	68.4
Boglarka Adam (Szekeres)	148	491	1.34	5.6	67.3

Stats Explained

Below is important information describing the meaning of all statistics covered in this Stats Report:

HMR = Record with hammer to start game;
STL = Record without hammer to start game;
1-PT = Record in games decided by 1 point;
EE-H = Extra end record with hammer;
EE-S = Extra end record without hammer.

Game Statistics:

All game statistics are calculated based on 10 end games. For example, PF/G is calculated by taking the total points scored, multiplying by a constant (10) and dividing by the actual ends played.

PF/G = Points For per Game;
PA/G = Points Against per Game;
EF/G = Ends For per Game;
EA/G = Ends Against per Game;
BE/G = Blanks Ends per Game.

End Statistics:

PF/E = Points For per End. Total points scored divided by total ends taken. Offensive indicator.
PA/E = Points Against per End. Total points against divided by total ends against. Defensive indicator.

Efficiency Statistics:

HE = Hammer Efficiency = percentage of time taking 2 or more points with hammer. A team with a high hammer efficiency executes well with the hammer.

FE = Force Efficiency: percentage of time forcing 1 point without when the other team has the hammer. A team with a high force efficiency plays well defensively.

SE = Steal Efficiency = percentage of time stealing an end. A team with high steal efficiency is very good at stealing ends.

SAE = Steals Against Efficiency = percentage of time giving up a stolen end. A team with low steals against efficiency is very good at defending against stolen ends.

Player and Team Shooting Statistics:

Points (PTS) = Total Points Scored. X/5

Difficulty (DIF) = Average Degree of Difficulty. Degree of Difficulty is an automated micro-multiplier (between 1.000 - 1.200) based upon each shot thrown, including pre and post contact modifiers. Degree of difficulty factors into the overall Shooting Percentage.

Sweeping (SWP) = Average Sweep Factor. Average distance swept (percentage). Determines effective usage of sweepers for shots. Sweep factor is not factored into the overall Shooting Percentage.

Shooting Percentage (PCT) = Average Shooting Accuracy (percentage).