
















Le Gruyere European Curling Championships: Men - A Group
Draw 2: Saturday Dec 8 2012 -- 09:00











Team		HMR	1	2	3	4	5	6	7	8	9	10	Score
	France Dufour, T		1	1	0	2	1	1	2	0	X		8
	Hungary Nagy, G		0	0	2	0	0	0	0	1	X		3
View Detailed Scoreboard - Play CurlingZone Pick'em!													
Team		HMR	1	2	3	4	5	6	7	8	9	10	Score
	Denmark Stjerne, R		1	3	0	2	0	4	0	X			10
	Germany Lang, A		0	0	2	0	2	0	1	X			5
View Detailed Scoreboard - Play CurlingZone Pick'em!													
Team		HMR	1	2	3	4	5	6	7	8	9	10	Score
	Switzerland Michel, S		0	0	1	0	1	0	0	2	0	2	6
	Sweden Edin, N		0	3	0	2	0	1	1	0	0	0	7
View Detailed Scoreboard - Play CurlingZone Pick'em!													
Team		HMR	1	2	3	4	5	6	7	8	9	10	Score
	Russia Drozdov, A		0	1	0	1	0	0	1	0	0	1	4
	Norway Ulstrup, T		1	0	3	0	1	0	0	0	1	0	6
View Detailed Scoreboard - Play CurlingZone Pick'em!													
Team		HMR	1	2	3	4	5	6	7	8	9	10	Score
	Scotland Brewster, T		0	0	1	0	2	0	0	0	2	0	5
	Czech Republic Snitil, J		0	1	0	1	0	1	1	1	0	1	6
View Detailed Scoreboard - Play CurlingZone Pick'em!													

Le Gruyere European Curling Championships: Men - A Group Standings

Team	GP	W	L	PCT	DSC
A GROUP					
 Czech Republic Snitil, J	1	1	0	1.000	
 Denmark Stjerne, R	1	1	0	1.000	
 France Dufour, T	1	1	0	1.000	
 Norway Ulsrud, T	1	1	0	1.000	
 Sweden Edin, N	1	1	0	1.000	
 Germany Lang, A	1	0	1	0.000	
 Hungary Nagy, G	1	0	1	0.000	
 Russia Drozdov, A	1	0	1	0.000	
 Scotland Brewster, T	1	0	1	0.000	
 Switzerland Michel, S	1	0	1	0.000	

GP = Games Played, W = Wins; L = Losses; PCT = Winning Percentage; DSC = Tiebreaker Shootout Distance.
";

Le Gruyere European Curling Championships: Men - A Group DSC Results

Team	Cumulative	Games
 Scotland Brewster, T	cm	48.70*
 Russia Drozdov, A	cm	49.50*
 France Dufour, T	cm	154.70*
 Sweden Edin, N	cm	34.70*
 Germany Lang, A	cm	22.70*
 Switzerland Michel, S	cm	149.70*
 Hungary Nagy, G	cm	0.00*
 Czech Republic Snitil, J	cm	9.40*
 Denmark Stjerne, R	cm	185.40*
 Norway Ulsrud, T	cm	19.50*

* = shootout dropped from cumulative total.

Le Gruyere European Curling Championships --- Draw 2, Sheet A

Team		HMR	1	2	3	4	5	6	7	8	9	10	Score
	France Dufour, T		1	1	0	2	1	1	2	0	X		8
	Hungary Nagy, G		0	0	2	0	0	0	0	1	X		3

View Detailed Scoreboard - Play CurlingZone Pick'em!

Shooting: (All Shots, All Turns)

Team	#SH	PTS	DIF	SWP	PCT
Team Dufour	16	65	1.74	5.0	84
4:Thomas Dufour	16	65	1.74	5.0	84
3:Lionel Roux	16	53	1.50	6.0	68
2:Wilfrid Coulot	16	60	1.84	2.9	78
1:Jeremy Frarier	14	52	1.42	3.8	76
TEAM TOTALS	62	230	1.64	4.5	76
Team Nagy	64	182	1.66	5.3	58
4:Krisztian Hall	16	34	1.58	6.3	43
3:Gyeorgy Nagy	16	50	1.90	4.4	65
2:Gabor Ezsol	16	42	1.82	5.2	54
1:Lajos Belleli	16	56	1.34	5.2	71
TEAM TOTALS	64	182	1.66	5.3	58

Shooting: (All Draws)

Team	#SH	PTS	DIF	SWP	PCT
Team Dufour	8	31	1.62	5.8	80
4:Thomas Dufour	8	31	1.62	5.8	80
3:Lionel Roux	5	9	1.80	10.0	38
2:Wilfrid Coulot	4	17	1.76	4.2	88
1:Jeremy Frarier	12	43	1.34	4.4	73
TEAM TOTALS	29	100	1.56	5.7	71
Team Nagy	39	112	1.48	5.5	59
4:Krisztian Hall	13	26	1.70	6.4	41
3:Gyeorgy Nagy	9	33	1.78	4.8	76
2:Gabor Ezsol	6	13	1.34	5.0	44
1:Lajos Belleli	11	40	1.10	5.2	73
TEAM TOTALS	39	112	1.48	5.5	59

Shooting: (All Hits)

Team	#SH	PTS	DIF	SWP	PCT
Team Dufour	33	130	1.70	3.3	81
4:Thomas Dufour	8	34	1.86	4.2	88
3:Lionel Roux	11	44	1.36	4.2	81
2:Wilfrid Coulot	12	43	1.88	2.5	75
1:Jeremy Frarier	2	9	2.00	0.0	94
TEAM TOTALS	33	130	1.70	3.3	81
Team Nagy	25	70	1.94	4.9	58
4:Krisztian Hall	3	8	1.12	5.6	53
3:Gyeorgy Nagy	7	17	2.08	3.8	51
2:Gabor Ezsol	10	29	2.12	5.3	61
1:Lajos Belleli	5	16	1.90	5.3	66
TEAM TOTALS	25	70	1.94	4.9	58




Shooting: (In-Turns)

Team	#SH	PTS	DIF	SWP	PCT
Team Dufour	33	132	1.60	4.1	82
4:Thomas Dufour	8	39	1.56	4.2	100
3:Lionel Roux	10	38	1.50	5.0	77
2:Wilfrid Coulot	6	22	1.88	2.2	77
1:Jeremy Frarier	9	33	1.56	4.4	75
TEAM TOTALS	33	132	1.60	4.1	82
Team Nagy	32	80	1.76	5.9	51
4:Krisztian Hall	6	4	1.88	7.8	14
3:Gyeorgy Nagy	7	23	1.86	4.3	67
2:Gabor Ezsol	11	27	1.94	6.1	51
1:Lajos Belleli	8	26	1.32	5.8	65
TEAM TOTALS	32	80	1.76	5.9	51

Shooting: (Out-Turns)

Team	#SH	PTS	DIF	SWP	PCT
Team Dufour	29	98	1.68	4.8	70
4:Thomas Dufour	8	26	1.94	5.8	68
3:Lionel Roux	6	15	1.50	7.8	51
2:Wilfrid Coulot	10	38	1.82	3.3	79
1:Jeremy Frarier	5	19	1.20	2.7	77
TEAM TOTALS	29	98	1.68	4.8	70
Team Nagy	32	102	1.58	4.6	66
4:Krisztian Hall	10	30	1.40	5.3	61
3:Gyeorgy Nagy	9	27	1.94	4.4	63
2:Gabor Ezsol	5	15	1.60	3.3	62
1:Lajos Belleli	8	30	1.38	4.6	77
TEAM TOTALS	32	102	1.58	4.6	66

Le Gruyere European Curling Championships --- Draw 2, Sheet B

Team	HMR	1	2	3	4	5	6	7	8	9	10	Score
 Denmark Stjerne, R		1	3	0	2	0	4	0	X			10
 Germany Lang, A		0	0	2	0	2	0	1	X			5

View Detailed Scoreboard - Play CurlingZone Pick'em!

Shooting: (All Shots, All Turns)

Team	#SH	PTS	DIF	SWP	PCT
Team Stjerne					
4:Rasmus Stjerne	14	60	2.10	5.0	90
3:Johnny Frederiksen	14	56	1.78	6.0	83
2:Mikkel Poulsen	14	46	1.68	5.5	68
1:Troels Harry	14	48	1.28	5.0	70
TEAM TOTALS	56	210	1.72	5.4	78
Team Lang					
4:Andreas Lang	14	36	2.12	6.0	53
3:Daniel Herberg	14	34	1.88	3.8	51
2:Markus Messenzehl	14	53	1.74	4.3	78
1:Andreas Kempf	14	45	1.28	3.6	65
TEAM TOTALS	56	168	1.76	4.4	62

Shooting: (All Draws)

Team	#SH	PTS	DIF	SWP	PCT
Team Stjerne					
4:Rasmus Stjerne	5	23	1.80	6.0	96
3:Johnny Frederiksen	5	18	2.00	6.0	76
2:Mikkel Poulsen	3	7	1.66	7.8	49
1:Troels Harry	11	35	1.10	5.5	64
TEAM TOTALS	24	83	1.50	6.0	71
Team Lang					
4:Andreas Lang	6	12	2.50	7.8	42
3:Daniel Herberg	8	21	1.62	5.0	54
2:Markus Messenzehl	9	35	1.44	5.9	79
1:Andreas Kempf	11	38	1.18	3.9	69
TEAM TOTALS	34	106	1.58	5.4	63

Shooting: (In-Turns)

Team	#SH	PTS	DIF	SWP	PCT
Team Stjerne					
4:Rasmus Stjerne	3	12	2.50	6.7	85
3:Johnny Frederiksen	4	16	1.50	6.7	82
2:Mikkel Poulsen	6	18	1.50	5.6	61
1:Troels Harry	5	15	1.20	3.3	61
TEAM TOTALS	18	61	1.58	5.4	70
Team Lang					
4:Andreas Lang	6	8	2.66	7.2	28
3:Daniel Herberg	7	24	1.86	5.2	71
2:Markus Messenzehl	9	33	1.66	3.3	76
1:Andreas Kempf	8	29	1.26	2.5	73
TEAM TOTALS	30	94	1.80	4.3	64




Shooting: (All Hits)

Team	#SH	PTS	DIF	SWP	PCT
Team Stjerne					
4:Rasmus Stjerne	9	37	2.26	4.4	87
3:Johnny Frederiksen	9	38	1.66	5.9	87
2:Mikkel Poulsen	11	39	1.68	4.8	73
1:Troels Harry	3	13	2.00	3.3	91
TEAM TOTALS	32	127	1.88	4.9	83
Team Lang					
4:Andreas Lang	8	24	1.84	4.6	62
3:Daniel Herberg	6	13	2.20	2.2	46
2:Markus Messenzehl	5	18	2.26	1.3	76
1:Andreas Kempf	3	7	1.66	2.2	48
TEAM TOTALS	22	62	2.02	2.9	59

Shooting: (Out-Turns)

Team	#SH	PTS	DIF	SWP	PCT
Team Stjerne					
4:Rasmus Stjerne	11	48	1.98	4.5	92
3:Johnny Frederiksen	10	40	1.90	5.7	83
2:Mikkel Poulsen	8	28	1.82	5.4	73
1:Troels Harry	9	33	1.34	5.9	75
TEAM TOTALS	38	149	1.78	5.4	81
Team Lang					
4:Andreas Lang	8	28	1.72	5.0	71
3:Daniel Herberg	7	10	1.90	2.4	30
2:Markus Messenzehl	5	20	1.86	6.0	83
1:Andreas Kempf	6	16	1.34	5.0	54
TEAM TOTALS	26	74	1.70	4.5	58

Le Gruyere European Curling Championships --- Draw 2, Sheet C

Team	HMR	1	2	3	4	5	6	7	8	9	10	Score
 Switzerland Michel, S		0	0	1	0	1	0	0	2	0	2	6
 Sweden Edin, N		0	3	0	2	0	1	1	0	0	0	7

View Detailed Scoreboard - Play CurlingZone Pick'em!

Shooting: (All Shots, All Turns)

Team Michel	#SH	PTS	DIF	SWP	PCT
4:Sven Michel	20	64	2.24	5.7	67
3:Claudio Paetz	20	66	2.02	5.0	69
2:Sandro Trolliet	20	69	2.26	4.3	73
1:Simon Gempeler	20	65	1.36	5.7	66
TEAM TOTALS	80	264	1.96	5.2	69
Team Edin					
Team Edin	#SH	PTS	DIF	SWP	PCT
4:Niklas Edin	20	85	2.92	5.8	93
3:Sebastian Kraupp	20	61	2.30	4.7	65
2:Fredrik Lindberg	20	75	3.04	5.0	82
1:Viktor Kjall	18	65	1.60	4.8	74
TEAM TOTALS	78	286	2.48	5.1	79

Shooting: (All Draws)

Team Michel	#SH	PTS	DIF	SWP	PCT
4:Sven Michel	12	43	2.16	5.8	76
3:Claudio Paetz	13	49	1.70	4.6	78
2:Sandro Trolliet	15	55	2.20	4.2	77
1:Simon Gempeler	19	61	1.36	6.0	66
TEAM TOTALS	59	208	1.82	5.2	73
Team Edin					
Team Edin	#SH	PTS	DIF	SWP	PCT
4:Niklas Edin	5	20	2.60	6.7	86
3:Sebastian Kraupp	6	16	2.16	5.6	56
2:Fredrik Lindberg	2	8	3.00	8.3	88
1:Viktor Kjall	13	46	1.46	4.9	72
TEAM TOTALS	26	90	1.96	5.6	72

Shooting: (All Hits)

Team Michel	#SH	PTS	DIF	SWP	PCT
4:Sven Michel	8	21	2.34	5.4	55
3:Claudio Paetz	7	17	2.64	5.7	53
2:Sandro Trolliet	5	14	2.40	4.7	60
1:Simon Gempeler	1	4	1.00	0.0	80
TEAM TOTALS	21	56	2.40	5.1	57
Team Edin					
Team Edin	#SH	PTS	DIF	SWP	PCT
4:Niklas Edin	15	65	3.02	5.6	95
3:Sebastian Kraupp	14	45	2.36	4.3	69
2:Fredrik Lindberg	18	67	3.04	4.6	82
1:Viktor Kjall	5	19	1.94	4.7	80
TEAM TOTALS	52	196	2.74	4.8	82




Shooting: (In-Turns)

Team Michel	#SH	PTS	DIF	SWP	PCT
4:Sven Michel	10	38	2.08	5.3	80
3:Claudio Paetz	8	22	2.56	6.3	59
2:Sandro Trolliet	7	17	2.58	3.8	51
1:Simon Gempeler	6	23	1.34	2.8	78
TEAM TOTALS	31	100	2.16	4.7	68
Team Edin					
Team Edin	#SH	PTS	DIF	SWP	PCT
4:Niklas Edin	9	42	3.06	5.9	100
3:Sebastian Kraupp	10	31	2.14	4.7	64
2:Fredrik Lindberg	9	31	3.22	5.6	76
1:Viktor Kjall	12	41	1.62	4.4	70
TEAM TOTALS	40	145	2.44	5.1	77

Shooting: (Out-Turns)

Team Michel	#SH	PTS	DIF	SWP	PCT
4:Sven Michel	10	26	2.40	6.0	55
3:Claudio Paetz	12	44	1.66	4.2	75
2:Sandro Trolliet	13	52	2.08	4.6	84
1:Simon Gempeler	14	42	1.36	6.9	61
TEAM TOTALS	49	164	1.84	5.4	70
Team Edin					
Team Edin	#SH	PTS	DIF	SWP	PCT
4:Niklas Edin	11	43	2.80	5.8	85
3:Sebastian Kraupp	10	30	2.44	4.7	65
2:Fredrik Lindberg	11	44	2.88	4.5	88
1:Viktor Kjall	6	24	1.56	5.6	82
TEAM TOTALS	38	141	2.54	5.1	80

Le Gruyere European Curling Championships --- Draw 2, Sheet D

Team	HMR	1	2	3	4	5	6	7	8	9	10	Score
 Russia Drozdov, A		0	1	0	1	0	0	1	0	0	1	4
 Norway Ulsrud, T		1	0	3	0	1	0	0	0	1	0	6

View Detailed Scoreboard - Play CurlingZone Pick'em!

Shooting: (All Shots, All Turns)

Team	#SH	PTS	DIF	SWP	PCT
Team Drozdov					
4:Andrey Drozdov	19	67	2.18	5.8	74
3:Alexey Stukalskiy	20	54	2.32	3.3	57
2:Alexey Tselousov	20	68	1.96	4.3	71
1:Petr Dron	20	65	1.60	4.8	67
TEAM TOTALS	79	254	2.02	4.6	67
Team Ulsrud					
4:Thomas Ulsrud	20	83	2.32	5.5	88
3:Torger Nergaard	20	84	2.10	5.8	88
2:Christoffer Svae	20	86	1.90	5.5	90
1:Haavard Vad Petersson	18	64	1.66	5.9	73
TEAM TOTALS	78	317	2.00	5.7	85

Shooting: (All Draws)

Team	#SH	PTS	DIF	SWP	PCT
Team Drozdov					
4:Andrey Drozdov	15	52	2.18	5.3	73
3:Alexey Stukalskiy	12	30	2.32	3.3	52
2:Alexey Tselousov	15	48	1.74	4.4	66
1:Petr Dron	18	58	1.44	4.6	66
TEAM TOTALS	60	188	1.88	4.5	65
Team Ulsrud					
4:Thomas Ulsrud	6	26	2.42	7.8	92
3:Torger Nergaard	5	17	2.20	5.3	72
2:Christoffer Svae	4	15	2.00	3.3	79
1:Haavard Vad Petersson	12	48	1.64	5.6	82
TEAM TOTALS	27	106	1.98	5.7	82

Shooting: (All Hits)

Team	#SH	PTS	DIF	SWP	PCT
Team Drozdov					
4:Andrey Drozdov	4	15	2.12	7.5	80
3:Alexey Stukalskiy	8	24	2.34	3.3	63
2:Alexey Tselousov	5	20	2.66	4.0	86
1:Petr Dron	2	7	2.92	6.7	77
TEAM TOTALS	19	66	2.44	4.7	74
Team Ulsrud					
4:Thomas Ulsrud	14	57	2.26	4.5	86
3:Torger Nergaard	15	67	2.08	6.0	94
2:Christoffer Svae	16	71	1.88	6.0	92
1:Haavard Vad Petersson	6	16	1.66	6.7	55
TEAM TOTALS	51	211	2.02	5.7	87




Shooting: (In-Turns)

Team	#SH	PTS	DIF	SWP	PCT
Team Drozdov					
4:Andrey Drozdov	6	15	2.30	5.0	52
3:Alexey Stukalskiy	8	15	2.94	3.8	41
2:Alexey Tselousov	11	35	2.12	5.5	67
1:Petr Dron	8	26	1.48	5.0	67
TEAM TOTALS	33	91	2.20	4.8	58
Team Ulsrud					
4:Thomas Ulsrud	7	31	2.28	7.6	94
3:Torger Nergaard	6	24	2.14	7.2	84
2:Christoffer Svae	7	27	2.40	6.2	82
1:Haavard Vad Petersson	5	17	1.80	6.7	70
TEAM TOTALS	25	99	2.18	6.9	83

Shooting: (Out-Turns)

Team	#SH	PTS	DIF	SWP	PCT
Team Drozdov					
4:Andrey Drozdov	13	52	2.12	6.2	84
3:Alexey Stukalskiy	12	39	1.90	3.1	67
2:Alexey Tselousov	9	33	1.78	3.0	76
1:Petr Dron	12	39	1.66	4.7	67
TEAM TOTALS	46	163	1.88	4.3	74
Team Ulsrud					
4:Thomas Ulsrud	13	52	2.32	4.4	85
3:Torger Nergaard	14	60	2.10	5.2	90
2:Christoffer Svae	13	59	1.62	5.1	94
1:Haavard Vad Petersson	13	47	1.60	5.6	74
TEAM TOTALS	53	218	1.92	5.1	86

Le Gruyere European Curling Championships --- Draw 2, Sheet E

Team	HMR	1	2	3	4	5	6	7	8	9	10	Score
 Scotland Brewster, T		0	0	1	0	2	0	0	0	2	0	5
 Czech Republic Snitil, J		0	1	0	1	0	1	1	1	0	1	6

View Detailed Scoreboard - Play CurlingZone Pick'em!

Shooting: (All Shots, All Turns)

Team	#SH	PTS	DIF	SWP	PCT
Team Brewster	20	65	2.38	7.0	69
4:Tom Brewster	20	73	2.08	7.7	77
3:David Murdoch	20	72	2.34	5.0	77
2:Greg Drummond	20	81	1.50	5.2	83
1:Scott Andrews	80	291	2.08	6.2	76
TEAM TOTALS					
Team Snitil	20	67	2.04	6.2	70
4:Jiri Snitil	20	79	2.08	5.7	83
3:Martin Snitil	20	73	2.46	4.2	78
2:Jakub Bares	20	74	1.76	5.7	77
1:Jindrich Kitzberger	80	293	2.08	5.4	77
TEAM TOTALS					

Shooting: (All Draws)

Team	#SH	PTS	DIF	SWP	PCT
Team Brewster	8	24	1.88	7.1	62
4:Tom Brewster	10	32	1.80	7.3	67
3:David Murdoch	7	25	1.86	5.7	74
2:Greg Drummond	18	75	1.50	5.2	85
1:Scott Andrews	43	156	1.70	6.1	75
TEAM TOTALS					
Team Snitil	8	23	1.50	6.7	59
4:Jiri Snitil	6	26	2.00	4.4	91
3:Martin Snitil	6	17	2.34	4.4	60
2:Jakub Bares	15	56	1.34	5.6	76
1:Jindrich Kitzberger	35	122	1.66	5.4	72
TEAM TOTALS					

Shooting: (All Hits)

Team	#SH	PTS	DIF	SWP	PCT
Team Brewster	12	41	2.72	6.9	74
4:Tom Brewster	10	41	2.38	8.0	88
3:David Murdoch	13	47	2.60	4.6	78
2:Greg Drummond	2	6	1.50	5.0	62
1:Scott Andrews	37	135	2.52	6.3	79
TEAM TOTALS					
Team Snitil	12	44	2.40	5.8	78
4:Jiri Snitil	14	53	2.12	6.2	80
3:Martin Snitil	14	56	2.52	4.0	86
2:Jakub Bares	5	18	3.00	6.0	79
1:Jindrich Kitzberger	45	171	2.42	5.4	81
TEAM TOTALS					

Shooting: (In-Turns)

Team	#SH	PTS	DIF	SWP	PCT
Team Brewster	10	33	2.30	6.3	70
4:Tom Brewster	7	23	2.14	8.1	70
3:David Murdoch	11	37	2.72	5.8	73
2:Greg Drummond	11	44	1.72	5.2	82
1:Scott Andrews	39	137	2.24	6.2	74
TEAM TOTALS					
Team Snitil	5	22	1.80	6.0	91
4:Jiri Snitil	13	47	2.24	5.6	77
3:Martin Snitil	8	22	2.42	4.2	59
2:Jakub Bares	15	57	1.80	6.0	79
1:Jindrich Kitzberger	41	148	2.06	5.5	76
TEAM TOTALS					

Shooting: (Out-Turns)

Team	#SH	PTS	DIF	SWP	PCT
Team Brewster	10	32	2.48	7.7	69
4:Tom Brewster	13	50	2.06	7.4	81
3:David Murdoch	9	35	1.88	4.1	81
2:Greg Drummond	9	37	1.22	5.2	83
1:Scott Andrews	41	154	1.94	6.3	79
TEAM TOTALS					
Team Snitil	15	45	2.12	6.2	63
4:Jiri Snitil	7	32	1.80	5.7	95
3:Martin Snitil	12	51	2.50	4.2	91
2:Jakub Bares	5	17	1.60	4.7	70
1:Jindrich Kitzberger	39	145	2.12	5.3	78
TEAM TOTALS					

Le Gruyere European Curling Championships: Men - A Group Event Leaders

Division A -- Summary Statistics									
Team	GP	PF/G	PA/G	EF/G	EA/G	PF/E	PA/E	BE/G	
1. Denmark (Stjerne, R)	1	14.29	7.14	5.71	4.29	2.50	1.67	0.00	
2. France (Dufour, T)	1	10.00	3.75	7.50	2.50	1.33	1.50	0.00	
3. Norway (Ulsrud, T)	1	6.00	4.00	4.00	4.00	1.50	1.00	2.00	
4. Sweden (Edin, N)	1	7.00	6.00	4.00	4.00	1.75	1.50	2.00	
5. Czech Republic (Snitil, J)	1	6.00	5.00	6.00	3.00	1.00	1.67	1.00	
6. Scotland (Brewster, T)	1	5.00	6.00	3.00	6.00	1.67	1.00	1.00	
7. Switzerland (Michel, S)	1	6.00	7.00	4.00	4.00	1.50	1.75	2.00	
8. Russia (Drozdov, A)	1	4.00	6.00	4.00	4.00	1.00	1.50	2.00	
9. Hungary (Nagy, G)	1	3.75	10.00	2.50	7.50	1.50	1.33	0.00	
10. Germany (Lang, A)	1	7.14	14.29	4.29	5.71	1.67	2.50	0.00	

GP = Games Played, W = Wins; L = Losses; PF/G = Points For per Game; PA/G = Points Against per Game; EF/G = Ends For per Game; EA/G = Ends Against per Game; PF/E = Points For per End; PA/E = Points Against per End; BE/G = Blanks Ends per Game.

Division A -- With Hammer													
Team	GP	EF	EA	4+	3	2	PF/E	PA/E	PF (%)	PA (%)	HE	SAE	
1. Denmark (Stjerne, R)	1	2	0	1-0	0-0	1-0	3.00	0.00	6 (60)	0 (0)	1.00	0.00	
2. France (Dufour, T)	1	1	0	0-0	0-0	1-0	2.00	0.00	2 (25)	0 (0)	1.00	0.00	
3. Sweden (Edin, N)	1	3	1	0-0	1-0	1-1	1.00	0.33	6 (86)	2 (33)	0.50	0.17	
4. Germany (Lang, A)	1	3	2	0-0	0-1	2-0	1.00	0.80	5 (100)	4 (40)	0.40	0.40	
5. Scotland (Brewster, T)	1	3	2	0-0	0-0	2-0	1.00	0.40	5 (100)	2 (33)	0.40	0.40	
6. Switzerland (Michel, S)	1	3	1	0-0	0-0	1-0	1.00	0.25	4 (67)	1 (14)	0.25	0.25	
7. Norway (Ulsrud, T)	1	4	0	0-0	1-0	0-0	1.20	0.00	6 (100)	0 (0)	0.25	0.00	
8. Hungary (Nagy, G)	1	2	5	0-0	0-0	1-1	0.43	0.86	3 (100)	6 (75)	0.14	0.71	
9. Czech Republic (Snitil, J)	1	4	0	0-0	0-0	0-0	0.80	0.00	4 (67)	0 (0)	0.00	0.00	
10. Russia (Drozdov, A)	1	4	0	0-0	0-0	0-0	0.80	0.00	4 (100)	0 (0)	0.00	0.00	

GP = Games Played, EF = Ends for; 4+ = 4pts or more points scored for - 4pts or more points scored against; 3 = 3 points scored for - 3 points scored against; 2 = 2 points scored for - 2 points scored against; PF/E = Points scored per end; PA/E = Point against per end; PA (%) = Point for (% of points for); PA (%) = Point against (% of points against); HE = Hammer efficiency, % of time taking 2+ points with hammer; SAE = Stolen against efficiency, % of time giving a stolen end.

Event Leaders

Division A -- Without Hammer													
Team	GP	EF	EA	4+	3	2	PF/E	PA/E	PF (%)	PA (%)	FE	SE	
1. Norway (Ulsrud, T)	1	0	4	0-0	0-0	0-0	0.00	0.80	0 (0)	4 (100)	1.00	0.00	
2. Scotland (Brewster, T)	1	0	4	0-0	0-0	0-0	0.00	0.80	0 (0)	4 (67)	1.00	0.00	
3. Russia (Drozdov, A)	1	0	4	0-0	0-1	0-0	0.00	1.20	0 (0)	6 (100)	0.75	0.00	
4. Sweden (Edin, N)	1	1	3	0-0	0-0	0-1	0.25	1.00	1 (14)	4 (67)	0.67	0.25	
5. France (Dufour, T)	1	5	2	0-0	0-0	1-1	0.86	0.43	6 (75)	3 (100)	0.50	0.71	
6. Czech Republic (Snitil, J)	1	2	3	0-0	0-0	0-2	0.40	1.00	2 (33)	5 (100)	0.33	0.40	
7. Denmark (Stjerne, R)	1	2	3	0-0	1-0	0-2	0.80	1.00	4 (40)	5 (100)	0.33	0.40	
8. Switzerland (Michel, S)	1	1	3	0-0	0-1	1-1	0.33	1.00	2 (33)	6 (86)	0.33	0.17	
9. Hungary (Nagy, G)	1	0	1	0-0	0-0	0-1	0.00	2.00	0 (0)	2 (25)	0.00	0.00	
10. Germany (Lang, A)	1	0	2	0-1	0-0	0-1	0.00	3.00	0 (0)	6 (60)	0.00	0.00	

GP = Games Played, EF = Ends for; 4+ = 4pts or more points scored for - 4pts or more points scored against; 3 = 3 points scored for - 3 points scored against; 2 = 2 points scored for - 2 points scored against; PF/E = Points scored per end; PA/E = Point against per end; PA (%) = Point for (% of points for); PA (%) = Point against (% of points against); FE = Force efficiency, % of time forcing 1 point without hammer; SE = Stolen against efficiency, % of time stealing an end.

Cumulative Stats Leaders By TEAM

TEAM	#Shots	Points	Difficulty	Sweeping	PCT
Norway (Ulsrud, T)	78	317	2.00	5.7	85.1
Sweden (Edin, N)	78	286	2.48	5.1	78.8
Denmark (Stjerne, R)	56	210	1.72	5.4	77.7
Czech Republic (Snitil, J)	80	293	2.08	5.4	77.1
Scotland (Brewster, T)	80	291	2.08	6.2	76.5
France (Dufour, T)	62	230	1.64	4.5	76.3
Switzerland (Michel, S)	80	264	1.96	5.2	68.9
Russia (Drozdov, A)	79	254	2.02	4.6	67.2
Germany (Lang, A)	56	168	1.76	4.4	61.6
Hungary (Nagy, G)	64	182	1.66	5.3	58.4

Cumulative Stats Leaders By Position

FOURTH	#Shots	Points	Difficulty	Sweeping	PCT
Niklas Edin (Edin)	20	85	2.92	5.8	93.1
Rasmus Stjerne (Stjerne)	14	60	2.10	5.0	90.2
Thomas Ulsrud (Ulsrud)	20	83	2.32	5.5	88.0
Thomas Dufour (Dufour)	16	65	1.74	5.0	83.8
Andrey Drozdov (Drozdov)	19	67	2.18	5.8	74.3
Jiri Snitil (Snitil)	20	67	2.04	6.2	70.2
Tom Brewster (Brewster)	20	65	2.38	7.0	69.5
Sven Michel (Michel)	20	64	2.24	5.7	67.5
Andreas Lang (Lang)	14	36	2.12	6.0	53.0
Krisztian Hall (Nagy)	16	34	1.58	6.3	43.3
THIRD	#Shots	Points	Difficulty	Sweeping	PCT
Torger Nergaard (Ulsrud)	20	84	2.10	5.8	88.4
Martin Snitil (Snitil)	20	79	2.08	5.7	83.1
Johnny Frederiksen (Stjerne)	14	56	1.78	6.0	82.8
David Murdoch (Brewster)	20	73	2.08	7.7	77.2
Claudio Paetz (Michel)	20	66	2.02	5.0	68.9
Lionel Roux (Dufour)	16	53	1.50	6.0	67.6
Gyeorgy Nagy (Nagy)	16	50	1.90	4.4	65.1
Sebastian Kraupp (Edin)	20	61	2.30	4.7	64.9
Alexey Stukalskiy (Drozdov)	20	54	2.32	3.3	56.6
Daniel Herberg (Lang)	14	34	1.88	3.8	50.6

Cumulative Stats Leaders By Position

SECOND	#Shots	Points	Difficulty	Sweeping	PCT
Christoffer Svae (Ulsrud)	20	86	1.90	5.5	89.7
Fredrik Lindberg (Edin)	20	75	3.04	5.0	82.4
Jakub Bares (Snitil)	20	73	2.46	4.2	78.2
Wilfrid Coulot (Dufour)	16	60	1.84	2.9	78.2
Markus Messenzehl (Lang)	14	53	1.74	4.3	78.1
Greg Drummond (Brewster)	20	72	2.34	5.0	76.6
Sandro Trolliet (Michel)	20	69	2.26	4.3	72.7
Alexey Tselousov (Drozdov)	20	68	1.96	4.3	71.3
Mikkel Poulsen (Stjerne)	14	46	1.68	5.5	68.1
Gabor Ezsol (Nagy)	16	42	1.82	5.2	54.3
LEAD	#Shots	Points	Difficulty	Sweeping	PCT
Scott Andrews (Brewster)	20	81	1.50	5.2	82.7
Jindrich Kitzberger (Snitil)	20	74	1.76	5.7	76.7
Jeremy Frarier (Dufour)	14	52	1.42	3.8	75.7
Viktor Kjall (Edin)	18	65	1.60	4.8	74.2
Haavard Vad Petersson (Ulsrud)	18	64	1.66	5.9	73.1
Lajos Belleli (Nagy)	16	56	1.34	5.2	70.8
Troels Harry (Stjerne)	14	48	1.28	5.0	69.7
Petr Dron (Drozdov)	20	65	1.60	4.8	66.9
Simon Gempeler (Michel)	20	65	1.36	5.7	66.5
Andreas Kempf (Lang)	14	45	1.28	3.6	64.8

Stats Explained

Below is important information describing the meaning of all statistics covered in this Stats Report:

HMR = Record with hammer to start game;
STL = Record without hammer to start game;
1-PT = Record in games decided by 1 point;
EE-H = Extra end record with hammer;
EE-S = Extra end record without hammer.

Game Statistics:

All game statistics are calculated based on 10 end games. For example, PF/G is calculated by taking the total points scored, multiplying by a constant (10) and dividing by the actual ends played.

PF/G = Points For per Game;
PA/G = Points Against per Game;
EF/G = Ends For per Game;
EA/G = Ends Against per Game;
BE/G = Blanks Ends per Game.

End Statistics:

PF/E = Points For per End. Total points scored divided by total ends taken. Offensive indicator.
PA/E = Points Against per End. Total points against divided by total ends against. Defensive indicator.

Efficiency Statistics:

HE = Hammer Efficiency = percentage of time taking 2 or more points with hammer. A team with a high hammer efficiency executes well with the hammer.

FE = Force Efficiency: percentage of time forcing 1 point without when the other team has the hammer. A team with a high force efficiency plays well defensively.

SE = Steal Efficiency = percentage of time stealing an end. A team with high steal efficiency is very good at stealing ends.

SAE = Steals Against Efficiency = percentage of time giving up a stolen end. A team with low steals against efficiency is very good at defending against stolen ends.

Player and Team Shooting Statistics:

Points (PTS) = Total Points Scored. X/5

Difficulty (DIF) = Average Degree of Difficulty. Degree of Difficulty is an automated micro-multiplier (between 1.000 - 1.200) based upon each shot thrown, including pre and post contact modifiers. Degree of difficulty factors into the overall Shooting Percentage.

Sweeping (SWP) = Average Sweep Factor. Average distance swept (percentage). Determines effective usage of sweepers for shots. Sweep factor is not factored into the overall Shooting Percentage.

Shooting Percentage (PCT) = Average Shooting Accuracy (percentage).