

























**Le Gruyere European Curling Championships: Women - A Group**  
**Draw W5: Monday 10 December, 2012 -- 19:00**

Team		HMR	1	2	3	4	5	6	7	8	9	10	Score
	<b>Scotland</b> Muirhead, E		0	0	0	1	0	0	1	X			2
	<b>Sweden</b> Sigfridsson, M		0	3	2	0	2	2	0	X			9
View Detailed Scoreboard - Play CurlingZone Pick'em!													
Team		HMR	1	2	3	4	5	6	7	8	9	10	Score
	<b>Switzerland</b> Ott, M		2	1	1	0	2	0	1	0	2	X	9
	<b>Finland</b> Malmi, A		0	0	0	2	0	1	0	1	0	X	4
View Detailed Scoreboard - Play CurlingZone Pick'em!													
Team		HMR	1	2	3	4	5	6	7	8	9	10	Score
	<b>Denmark</b> Nielsen, L		0	0	1	2	0	1	1	0	1	1	7
	<b>Hungary</b> Szekeres, I		0	0	0	0	1	0	0	2	0	0	3
View Detailed Scoreboard - Play CurlingZone Pick'em!													
Team		HMR	1	2	3	4	5	6	7	8	9	10	Score
	<b>Italy</b> Gaspari, D		0	2	0	2	0	1	0	2	0	0	7
	<b>Russia</b> Sidorova, A		1	0	2	0	1	0	3	0	2	3	12
View Detailed Scoreboard - Play CurlingZone Pick'em!													
Team		HMR	1	2	3	4	5	6	7	8	9	10	Score
	<b>Germany</b> Schoepp, A		0	0	2	0	1	2	0	0	0	2	7
	<b>Czech Republic</b> Klimova, L		2	1	0	2	0	0	0	1	0	0	6
View Detailed Scoreboard - Play CurlingZone Pick'em!													

## Le Gruyere European Curling Championships: Women - A Group Standings

Team	GP	W	L	PCT	DSC
<b>A GROUP</b>					
 <b>Sweden</b> Sigfridsson, M	5	4	1	0.800	12.63
 <b>Denmark</b> Nielsen, L	5	4	1	0.800	17.65
 <b>Russia</b> Sidorova, A	5	4	1	0.800	40.25
 <b>Switzerland</b> Ott, M	5	3	2	0.600	7.10
 <b>Scotland</b> Muirhead, E	5	3	2	0.600	24.95
 <b>Czech Republic</b> Klimova, L	5	2	3	0.400	30.15
 <b>Germany</b> Schoepp, A	5	2	3	0.400	36.73
 <b>Italy</b> Gaspari, D	5	1	4	0.200	25.60
 <b>Finland</b> Malmi, A	5	1	4	0.200	53.08
 <b>Hungary</b> Szekeres, I	5	1	4	0.200	68.43




GP = Games Played, W = Wins; L = Losses; PCT = Winning Percentage; DSC = Tiebreaker Shootout Distance.

";

**Le Gruyere European Curling Championships: Women - A Group  
DSC Results**

Team	Average	Games					
 <b>Switzerland</b> Ott, M	<b>7.10cm</b>	40.20*	5.60	8.30	6.30	8.20	
 <b>Sweden</b> Sigfridsson, M	<b>12.63cm</b>	26.90*	21.20	0.00	5.50	23.80	
 <b>Denmark</b> Nielsen, L	<b>17.65cm</b>	16.10	64.00*	22.30	3.70	28.50	
 <b>Scotland</b> Muirhead, E	<b>24.95cm</b>	67.80*	26.10	48.40	0.00	25.30	
 <b>Italy</b> Gaspari, D	<b>25.60cm</b>	117.40*	46.90	11.70	9.40	34.40	
 <b>Czech Republic</b> Klimova, L	<b>30.15cm</b>	67.20	111.00*	8.70	18.20	26.50	
 <b>Germany</b> Schoepp, A	<b>36.73cm</b>	164.90*	59.00	34.50	21.90	31.50	
 <b>Russia</b> Sidorova, A	<b>40.25cm</b>	44.10	3.50	144.00*	62.60	50.80	
 <b>Finland</b> Malmi, A	<b>53.08cm</b>	156.90*	87.40	85.00	16.00	23.90	
 <b>Hungary</b> Szekeres, I	<b>68.43cm</b>	143.00	92.40	166.20*	35.90	2.40	
		* = shootout dropped from total.					

Le Gruyere European Curling Championships --- Draw 17, Sheet A

Team	HMR	1	2	3	4	5	6	7	8	9	10	Score
 Scotland Muirhead, E		0	0	0	1	0	0	1	X			2
 Sweden Sigfridsson, M		0	3	2	0	2	2	0	X			9

View Detailed Scoreboard - Play CurlingZone Pick'em!

**Shooting: (All Shots, All Turns)**

Team Muirhead	#SH	PTS	DIF	SWP	PCT
4:Eve Muirhead	14	36	2.50	4.5	54
3:Anna Sloan	14	57	2.30	3.8	86
2:Vicki Adams	14	52	1.60	3.8	77
1:Claire Hamilton	14	63	1.22	4.0	91
TEAM TOTALS	56	208	1.90	4.0	77
Team Sigfridsson	#SH	PTS	DIF	SWP	PCT
4:Maria Prytz	14	57	2.02	3.8	85
3:Christina Bertrup	14	52	1.92	3.3	78
2:Maria Wennerstroem	14	61	1.62	6.7	89
1:Margaretha Sigfridsson	13	61	1.38	6.2	96
TEAM TOTALS	55	231	1.74	5.0	87

**Shooting: (All Draws)**

Team Muirhead	#SH	PTS	DIF	SWP	PCT
4:Eve Muirhead	7	24	1.86	5.2	71
3:Anna Sloan	8	34	2.12	5.0	90
2:Vicki Adams	8	30	1.62	4.2	77
1:Claire Hamilton	13	59	1.16	3.8	92
TEAM TOTALS	36	147	1.62	4.4	84
Team Sigfridsson	#SH	PTS	DIF	SWP	PCT
4:Maria Prytz	4	19	1.76	5.8	99
3:Christina Bertrup	5	18	1.80	2.0	74
2:Maria Wennerstroem	3	14	1.34	6.7	95
1:Margaretha Sigfridsson	11	51	1.28	5.8	94
TEAM TOTALS	23	102	1.48	5.1	91

**Shooting: (All Hits)**

Team Muirhead	#SH	PTS	DIF	SWP	PCT
4:Eve Muirhead	7	12	3.14	3.8	37
3:Anna Sloan	6	23	2.52	2.2	81
2:Vicki Adams	6	22	1.56	3.3	75
1:Claire Hamilton	1	4	2.00	6.7	84
TEAM TOTALS	20	61	2.42	3.3	64
Team Sigfridsson	#SH	PTS	DIF	SWP	PCT
4:Maria Prytz	10	38	2.14	3.0	80
3:Christina Bertrup	9	34	2.00	4.1	79
2:Maria Wennerstroem	11	47	1.70	6.7	88
1:Margaretha Sigfridsson	2	10	2.00	8.3	100
TEAM TOTALS	32	129	1.94	4.9	84




**Shooting: (In-Turns)**

Team Muirhead	#SH	PTS	DIF	SWP	PCT
4:Eve Muirhead	7	19	2.28	3.3	56
3:Anna Sloan	6	29	2.16	4.4	100
2:Vicki Adams	2	8	2.04	6.7	83
1:Claire Hamilton	8	37	1.26	2.5	94
TEAM TOTALS	23	93	1.88	3.6	84
Team Sigfridsson	#SH	PTS	DIF	SWP	PCT
4:Maria Prytz	10	39	2.10	4.3	82
3:Christina Bertrup	7	27	1.62	2.9	79
2:Maria Wennerstroem	3	13	1.78	4.4	90
1:Margaretha Sigfridsson	5	23	1.20	5.3	93
TEAM TOTALS	25	102	1.74	4.1	84

**Shooting: (Out-Turns)**

Team Muirhead	#SH	PTS	DIF	SWP	PCT
4:Eve Muirhead	7	17	2.72	5.7	52
3:Anna Sloan	8	28	2.40	3.3	74
2:Vicki Adams	12	44	1.52	3.3	75
1:Claire Hamilton	6	26	1.16	6.1	88
TEAM TOTALS	33	115	1.92	4.3	72
Team Sigfridsson	#SH	PTS	DIF	SWP	PCT
4:Maria Prytz	4	18	1.84	2.5	94
3:Christina Bertrup	7	25	2.22	3.8	76
2:Maria Wennerstroem	11	48	1.58	7.3	89
1:Margaretha Sigfridsson	8	38	1.50	6.7	98
TEAM TOTALS	30	129	1.74	5.7	89

# Le Gruyere European Curling Championships --- Draw 17, Sheet B

Team	HMR	1	2	3	4	5	6	7	8	9	10	Score
 <b>Switzerland</b> Ott, M		2	1	1	0	2	0	1	0	2	X	9
 <b>Finland</b> Malmi, A		0	0	0	2	0	1	0	1	0	X	4

View Detailed Scoreboard - Play CurlingZone Pick'em!

### Shooting: (All Shots, All Turns)

Team	#SH	PTS	DIF	SWP	PCT
Team Ott					
4:Mirjam Ott	18	68	1.66	5.7	78
3:Carmen Schaefer	18	73	2.76	5.9	88
2:Carmen Kueng	18	59	2.20	5.0	70
1:Janine Greiner	17	58	1.48	5.3	70
TEAM TOTALS	71	258	2.04	5.5	76
Team Malmi					
4:Anne Malmi	18	54	2.76	5.4	66
3:Oona Kauste	18	46	2.36	6.1	54
2:Heidi Hossi	18	55	2.22	4.4	65
1:Marjo Hippi	18	62	1.16	5.0	69
TEAM TOTALS	72	217	2.12	5.2	64

### Shooting: (All Draws)

Team	#SH	PTS	DIF	SWP	PCT
Team Ott					
4:Mirjam Ott	7	23	1.58	5.7	67
3:Carmen Schaefer	4	16	2.50	5.8	86
2:Carmen Kueng	1	4	4.50	3.3	94
1:Janine Greiner	16	56	1.44	5.2	72
TEAM TOTALS	28	99	1.74	5.4	73
Team Malmi					
4:Anne Malmi	11	30	2.10	3.3	58
3:Oona Kauste	12	33	1.58	6.4	57
2:Heidi Hossi	14	42	2.00	5.0	63
1:Marjo Hippi	17	59	1.12	5.1	70
TEAM TOTALS	54	164	1.64	5.0	63

### Shooting: (All Hits)

Team	#SH	PTS	DIF	SWP	PCT
Team Ott					
4:Mirjam Ott	11	45	1.72	5.8	85
3:Carmen Schaefer	14	57	2.84	6.0	89
2:Carmen Kueng	17	55	2.06	5.1	68
1:Janine Greiner	1	2	2.00	6.7	42
TEAM TOTALS	43	159	2.24	5.6	78
Team Malmi					
4:Anne Malmi	7	24	3.78	8.6	78
3:Oona Kauste	6	13	3.88	5.6	49
2:Heidi Hossi	4	13	3.00	2.5	72
1:Marjo Hippi	1	3	2.00	3.3	63
TEAM TOTALS	18	53	3.54	5.9	66

### Shooting: (In-Turns)

Team	#SH	PTS	DIF	SWP	PCT
Team Ott					
4:Mirjam Ott	5	16	1.60	4.7	65
3:Carmen Schaefer	8	35	2.40	6.3	94
2:Carmen Kueng	11	40	2.46	5.5	78
1:Janine Greiner	9	31	1.34	5.9	70
TEAM TOTALS	33	122	2.00	5.7	78
Team Malmi					
4:Anne Malmi	13	35	2.66	5.1	59
3:Oona Kauste	10	25	2.20	6.7	52
2:Heidi Hossi	9	26	2.34	3.7	62
1:Marjo Hippi	12	40	1.08	5.0	67
TEAM TOTALS	44	126	2.06	5.2	60

### Shooting: (Out-Turns)

Team	#SH	PTS	DIF	SWP	PCT
Team Ott					
4:Mirjam Ott	13	52	1.70	6.2	83
3:Carmen Schaefer	10	38	3.06	5.7	83
2:Carmen Kueng	7	19	1.78	4.3	56
1:Janine Greiner	8	27	1.62	4.6	70
TEAM TOTALS	38	136	2.06	5.4	75
Team Malmi					
4:Anne Malmi	5	19	3.00	6.0	84
3:Oona Kauste	8	21	2.54	5.4	56
2:Heidi Hossi	9	29	2.12	5.2	68
1:Marjo Hippi	6	22	1.34	5.0	74
TEAM TOTALS	28	91	2.22	5.4	69

# Le Gruyere European Curling Championships --- Draw 17, Sheet C

Team	HMR	1	2	3	4	5	6	7	8	9	10	Score
<b>Denmark</b> Nielsen, L		0	0	1	2	0	1	1	0	1	1	7
<b>Hungary</b> Szekeres, I		0	0	0	0	1	0	0	2	0	0	3

View Detailed Scoreboard - Play CurlingZone Pick'em!

### Shooting: (All Shots, All Turns)

Team Nielsen	#SH	PTS	DIF	SWP	PCT
4:Lene Nielsen	20	72	2.22	6.2	76
3:Helle Simonsen	20	73	1.78	4.5	76
2:Jeanne Ellegaard	20	77	1.40	6.0	79
1:Maria Poulsen	20	71	1.20	6.8	72
TEAM TOTALS	80	293	1.66	5.9	76
Team Szekeres	#SH	PTS	DIF	SWP	PCT
4:Ildiko Szekeres	18	51	2.04	5.6	59
3:Alexandra Beres	20	66	1.76	5.7	69
2:Agnes Patonai	20	64	1.88	7.8	67
1:Boglarka Adam	20	64	1.46	6.5	66
TEAM TOTALS	78	245	1.78	6.4	65

### Shooting: (All Draws)

Team Nielsen	#SH	PTS	DIF	SWP	PCT
4:Lene Nielsen	9	31	2.08	6.3	73
3:Helle Simonsen	5	17	1.60	6.7	70
2:Jeanne Ellegaard	10	38	1.30	7.3	77
1:Maria Poulsen	17	59	1.12	6.9	70
TEAM TOTALS	41	145	1.44	6.8	72
Team Szekeres	#SH	PTS	DIF	SWP	PCT
4:Ildiko Szekeres	11	30	1.80	6.4	57
3:Alexandra Beres	9	25	1.34	5.2	56
2:Agnes Patonai	12	36	1.40	8.1	61
1:Boglarka Adam	16	52	1.44	7.5	67
TEAM TOTALS	48	143	1.48	6.9	61

### Shooting: (All Hits)

Team Nielsen	#SH	PTS	DIF	SWP	PCT
4:Lene Nielsen	11	41	2.34	6.1	80
3:Helle Simonsen	15	56	1.84	3.8	78
2:Jeanne Ellegaard	10	39	1.50	4.7	80
1:Maria Poulsen	3	12	1.66	6.7	82
TEAM TOTALS	39	148	1.88	4.9	79
Team Szekeres	#SH	PTS	DIF	SWP	PCT
4:Ildiko Szekeres	7	21	2.42	4.3	63
3:Alexandra Beres	11	41	2.12	6.1	79
2:Agnes Patonai	8	28	2.60	7.5	76
1:Boglarka Adam	4	12	1.50	2.5	62
TEAM TOTALS	30	102	2.24	5.6	72




### Shooting: (In-Turns)

Team Nielsen	#SH	PTS	DIF	SWP	PCT
4:Lene Nielsen	6	16	2.70	8.3	58
3:Helle Simonsen	7	25	2.52	5.2	77
2:Jeanne Ellegaard	8	29	1.46	7.1	74
1:Maria Poulsen	6	23	1.34	9.4	78
TEAM TOTALS	27	93	1.98	7.4	72
Team Szekeres	#SH	PTS	DIF	SWP	PCT
4:Ildiko Szekeres	7	16	2.26	5.7	48
3:Alexandra Beres	13	44	1.94	5.6	71
2:Agnes Patonai	8	25	1.26	7.9	63
1:Boglarka Adam	10	31	1.70	6.3	64
TEAM TOTALS	38	116	1.78	6.3	63

### Shooting: (Out-Turns)

Team Nielsen	#SH	PTS	DIF	SWP	PCT
4:Lene Nielsen	14	56	2.02	5.2	84
3:Helle Simonsen	13	48	1.38	4.1	75
2:Jeanne Ellegaard	12	48	1.36	5.3	82
1:Maria Poulsen	14	48	1.14	5.7	69
TEAM TOTALS	53	200	1.48	5.1	77
Team Szekeres	#SH	PTS	DIF	SWP	PCT
4:Ildiko Szekeres	11	35	1.90	5.5	67
3:Alexandra Beres	7	22	1.42	5.7	64
2:Agnes Patonai	12	39	2.30	7.8	70
1:Boglarka Adam	10	33	1.20	6.7	67
TEAM TOTALS	40	129	1.76	6.5	67

# Le Gruyere European Curling Championships --- Draw 17, Sheet D

Team	HMR	1	2	3	4	5	6	7	8	9	10	Score
 <b>Italy</b> Gaspari, D		0	2	0	2	0	1	0	2	0	0	7
 <b>Russia</b> Sidorova, A		1	0	2	0	1	0	3	0	2	3	12

View Detailed Scoreboard - Play CurlingZone Pick'em!

### Shooting: (All Shots, All Turns)

Team Gaspari	#SH	PTS	DIF	SWP	PCT
4:Diana Gaspari	20	59	2.04	3.2	61
3:Giorgia Apollonio	20	79	2.22	3.5	84
2:Chiara Olivieri	20	73	2.00	4.5	76
1:Claudia Alvera	20	72	1.76	5.0	74
TEAM TOTALS	80	283	2.00	4.0	74
Team Sidorova	#SH	PTS	DIF	SWP	PCT
4:Anna Sidorova	20	72	1.92	3.7	75
3:Liudmila Privivkova	20	83	1.82	3.0	86
2:Margarita Fomina	20	77	1.80	5.2	80
1:Ekaterina Galkina	20	77	1.56	5.5	79
TEAM TOTALS	80	309	1.78	4.3	80

### Shooting: (All Draws)

Team Gaspari	#SH	PTS	DIF	SWP	PCT
4:Diana Gaspari	8	27	1.62	4.6	69
3:Giorgia Apollonio	7	26	2.42	4.3	80
2:Chiara Olivieri	11	37	2.28	3.9	71
1:Claudia Alvera	17	59	1.70	5.3	71
TEAM TOTALS	43	149	1.96	4.7	72
Team Sidorova	#SH	PTS	DIF	SWP	PCT
4:Anna Sidorova	14	56	1.86	3.3	84
3:Liudmila Privivkova	8	27	2.00	1.7	71
2:Margarita Fomina	10	31	2.10	4.7	65
1:Ekaterina Galkina	18	68	1.50	5.6	77
TEAM TOTALS	50	182	1.80	4.1	76

### Shooting: (All Hits)

Team Gaspari	#SH	PTS	DIF	SWP	PCT
4:Diana Gaspari	12	32	2.32	2.2	57
3:Giorgia Apollonio	13	53	2.12	3.1	86
2:Chiara Olivieri	9	36	1.66	5.2	82
1:Claudia Alvera	3	13	2.00	3.3	91
TEAM TOTALS	37	134	2.06	3.3	76
Team Sidorova	#SH	PTS	DIF	SWP	PCT
4:Anna Sidorova	6	16	2.08	4.4	55
3:Liudmila Privivkova	12	56	1.70	3.9	96
2:Margarita Fomina	10	46	1.50	5.7	94
1:Ekaterina Galkina	2	9	2.00	5.0	94
TEAM TOTALS	30	127	1.72	4.7	87




### Shooting: (In-Turns)

Team Gaspari	#SH	PTS	DIF	SWP	PCT
4:Diana Gaspari	12	41	2.14	3.6	71
3:Giorgia Apollonio	14	54	2.28	3.6	82
2:Chiara Olivieri	14	51	1.80	5.2	75
1:Claudia Alvera	15	60	1.66	4.9	82
TEAM TOTALS	55	206	1.96	4.4	78
Team Sidorova	#SH	PTS	DIF	SWP	PCT
4:Anna Sidorova	11	32	1.78	4.5	59
3:Liudmila Privivkova	12	46	1.70	3.1	79
2:Margarita Fomina	8	34	1.54	5.8	87
1:Ekaterina Galkina	6	18	1.66	6.7	62
TEAM TOTALS	37	130	1.68	4.7	72

### Shooting: (Out-Turns)

Team Gaspari	#SH	PTS	DIF	SWP	PCT
4:Diana Gaspari	8	18	1.88	2.5	47
3:Giorgia Apollonio	6	25	2.10	3.3	88
2:Chiara Olivieri	6	22	2.46	2.8	78
1:Claudia Alvera	5	12	2.00	5.3	50
TEAM TOTALS	25	77	2.10	3.3	65
Team Sidorova	#SH	PTS	DIF	SWP	PCT
4:Anna Sidorova	9	40	2.12	2.6	94
3:Liudmila Privivkova	8	37	1.98	2.9	97
2:Margarita Fomina	12	43	1.98	4.7	75
1:Ekaterina Galkina	14	59	1.50	5.0	86
TEAM TOTALS	43	179	1.84	4.0	87

# Le Gruyere European Curling Championships --- Draw 17, Sheet E

Team	HMR	1	2	3	4	5	6	7	8	9	10	Score
 <b>Germany</b> Schoepp, A		0	0	2	0	1	2	0	0	0	2	7
 <b>Czech Republic</b> Klimova, L		2	1	0	2	0	0	0	1	0	0	6

View Detailed Scoreboard - Play CurlingZone Pick'em!

### Shooting: (All Shots, All Turns)

Team	#SH	PTS	DIF	SWP	PCT
Team Schoepp	18	56	2.12	6.9	65
4:Andrea Schoepp	20	74	1.82	7.0	77
3:Imogen Oona Lehmann	20	59	1.96	6.3	62
2:Stella Heiss	20	83	1.50	7.2	85
1:Corinna Scholz	78	272	1.84	6.8	72
TEAM TOTALS					
Team Klimova	20	46	2.16	6.2	48
4:Linda Klimova	20	68	2.24	6.2	72
3:Kamila Mosova	20	50	2.10	5.7	52
2:Tereza Pliskova	20	80	1.48	5.2	82
1:Katerina Urbanova	80	244	1.98	5.8	64
TEAM TOTALS					

### Shooting: (All Draws)

Team	#SH	PTS	DIF	SWP	PCT
Team Schoepp	12	33	2.22	7.2	58
4:Andrea Schoepp	8	31	1.88	5.8	81
3:Imogen Oona Lehmann	10	30	1.90	6.3	63
2:Stella Heiss	16	65	1.50	7.3	83
1:Corinna Scholz	46	159	1.84	6.8	72
TEAM TOTALS					
Team Klimova	7	14	1.86	7.6	41
4:Linda Klimova	8	23	2.00	4.6	60
3:Kamila Mosova	7	12	1.86	7.1	36
2:Tereza Pliskova	15	66	1.46	6.2	90
1:Katerina Urbanova	37	115	1.72	6.3	64
TEAM TOTALS					

### Shooting: (All Hits)

Team	#SH	PTS	DIF	SWP	PCT
Team Schoepp	6	23	1.92	6.1	79
4:Andrea Schoepp	12	43	1.78	7.8	74
3:Imogen Oona Lehmann	10	29	2.04	6.3	61
2:Stella Heiss	4	18	1.50	6.7	92
1:Corinna Scholz	32	113	1.84	6.9	73
TEAM TOTALS					
Team Klimova	13	32	2.32	5.4	52
4:Linda Klimova	12	45	2.40	7.2	80
3:Kamila Mosova	13	38	2.22	4.9	61
2:Tereza Pliskova	5	14	1.50	2.0	57
1:Katerina Urbanova	43	129	2.22	5.3	63
TEAM TOTALS					

### Shooting: (In-Turns)

Team	#SH	PTS	DIF	SWP	PCT
Team Schoepp	12	35	2.00	8.1	61
4:Andrea Schoepp	6	18	1.84	5.6	62
3:Imogen Oona Lehmann	7	23	1.90	6.7	68
2:Stella Heiss	7	24	2.00	7.6	71
1:Corinna Scholz	32	100	1.94	7.2	65
TEAM TOTALS					
Team Klimova	8	18	1.80	4.2	46
4:Linda Klimova	9	28	2.64	5.6	68
3:Kamila Mosova	7	17	1.80	8.1	50
2:Tereza Pliskova	8	36	1.76	6.3	93
1:Katerina Urbanova	32	99	2.02	5.9	65
TEAM TOTALS					

### Shooting: (Out-Turns)

Team	#SH	PTS	DIF	SWP	PCT
Team Schoepp	6	21	2.38	4.4	73
4:Andrea Schoepp	14	56	1.80	7.6	83
3:Imogen Oona Lehmann	13	36	2.00	6.2	58
2:Stella Heiss	13	59	1.24	6.9	92
1:Corinna Scholz	46	172	1.78	6.6	77
TEAM TOTALS					
Team Klimova	12	28	2.40	7.5	50
4:Linda Klimova	11	40	1.90	6.7	75
3:Kamila Mosova	13	33	2.24	4.4	54
2:Tereza Pliskova	12	44	1.30	4.4	74
1:Katerina Urbanova	48	145	1.96	5.7	63
TEAM TOTALS					



## Le Gruyere European Curling Championships: Women - A Group Event Leaders

Division A -- Summary Statistics									
Team	GP	PF/G	PA/G	EF/G	EA/G	PF/E	PA/E	BE/G	
1. Sweden (Sigfridsson, M)	5	9.51	5.37	4.88	3.90	1.95	1.38	1.22	
2. Russia (Sidorova, A)	5	9.74	6.92	5.64	3.59	1.73	1.93	0.77	
3. Scotland (Muirhead, E)	5	8.50	5.75	5.00	3.50	1.70	1.64	1.50	
4. Switzerland (Ott, M)	5	7.17	6.09	4.57	4.35	1.57	1.40	1.09	
5. Denmark (Nielsen, L)	5	7.02	5.96	4.89	3.62	1.43	1.65	1.49	
6. Germany (Schoepp, A)	5	6.52	6.30	4.35	4.13	1.50	1.53	1.52	
7. Czech Republic (Klimova, L)	5	6.30	7.61	3.70	4.35	1.71	1.75	1.96	
8. Hungary (Szekeres, I)	5	5.00	7.83	3.48	5.22	1.44	1.50	1.30	
9. Italy (Gaspari, D)	5	5.87	8.91	3.70	5.00	1.59	1.78	1.30	
10. Finland (Malmi, A)	5	5.74	9.36	3.40	5.32	1.69	1.76	1.28	

GP = Games Played, W = Wins; L = Losses; PF/G = Points For per Game; PA/G = Points Against per Game; EF/G = Ends For per Game; EA/G = Ends Against per Game; PF/E = Points For per End; PA/E = Points Against per End; BE/G = Blanks Ends per Game.

Division A -- With Hammer												
Team	GP	EF	EA	4+	3	2	PF/E	PA/E	PF (%)	PA (%)	HE	SAE
1. Switzerland (Ott, M)	5	16	5	0-0	0-1	10-2	1.08	0.38	26 (79)	9 (32)	<b>0.48</b>	0.21
Sweden (Sigfridsson, M)	5	14	3	1-0	2-0	5-2	1.35	0.25	27 (69)	5 (23)	<b>0.47</b>	0.15
2. Russia (Sidorova, A)	5	13	2	1-0	2-1	4-0	1.60	0.27	24 (63)	4 (15)	<b>0.47</b>	0.13
Czech Republic (Klimova, L)	5	15	5	1-0	1-0	7-2	1.23	0.32	27 (93)	7 (20)	<b>0.45</b>	0.23
3. Finland (Malmi, A)	5	15	7	0-0	2-0	7-1	1.04	0.32	26 (96)	8 (18)	<b>0.41</b>	0.28
4. Italy (Gaspari, D)	5	14	7	0-0	1-2	7-2	0.92	0.52	23 (85)	13 (32)	<b>0.38</b>	0.28
5. Scotland (Muirhead, E)	5	13	3	3-0	0-0	2-2	1.39	0.28	25 (74)	5 (22)	<b>0.31</b>	0.17
6. Germany (Schoepp, A)	5	14	5	0-0	2-1	3-0	0.88	0.29	21 (70)	7 (24)	<b>0.26</b>	0.21
7. Hungary (Szekeres, I)	5	12	10	0-0	1-0	4-2	0.67	0.44	18 (78)	12 (33)	<b>0.23</b>	0.37
8. Denmark (Nielsen, L)	5	15	4	1-0	0-0	3-1	0.95	0.23	21 (64)	5 (18)	<b>0.21</b>	0.18

GP = Games Played, EF = Ends for; 4+ = 4pts or more points scored for - 4pts or more points scored against; 3 = 3 points scored for - 3 points scored against; 2 = 2 points scored for - 2 points scored against; PF/E = Points scored per end; PA/E = Point against per end; PA (%) = Point for (% of points for); PA (%) = Point against (% of points against); HE = Hammer efficiency, % of time taking 2+ points with hammer; SAE = Stolen against efficiency, % of time giving a stolen end.

## Event Leaders

Division A -- Without Hammer													
Team	GP	EF	EA	4+	3	2	PF/E	PA/E	PF (%)	PA (%)	FE	SE	
1. Switzerland (Ott, M)	5	5	15	0-0	1-1	0-2	0.32	0.86	7 (21)	19 (68)	<b>0.80</b>	0.23	
2. Sweden (Sigfridsson, M)	5	6	13	0-0	2-1	2-2	0.57	0.81	12 (31)	17 (77)	<b>0.77</b>	0.29	
3. Germany (Schoepp, A)	5	6	14	0-1	0-0	3-5	0.41	1.00	9 (30)	22 (76)	<b>0.57</b>	0.27	
4. Denmark (Nielsen, L)	5	8	13	0-1	0-1	4-5	0.48	0.92	12 (36)	23 (82)	<b>0.46</b>	0.32	
5. Scotland (Muirhead, E)	5	7	11	0-0	0-1	2-5	0.41	0.82	9 (26)	18 (78)	<b>0.45</b>	0.32	
6. Hungary (Szekeres, I)	5	4	14	0-0	0-2	1-6	0.26	1.26	5 (22)	24 (67)	<b>0.43</b>	0.21	
7. Russia (Sidorova, A)	5	9	12	0-1	2-1	1-5	0.58	0.96	14 (37)	23 (85)	<b>0.42</b>	0.38	
8. Czech Republic (Klimova, L)	5	2	15	0-1	0-1	0-7	0.08	1.17	2 (7)	28 (80)	<b>0.40</b>	0.08	
9. Finland (Malmi, A)	5	1	18	0-3	0-1	0-7	0.05	1.64	1 (4)	36 (82)	<b>0.39</b>	0.05	
10. Italy (Gaspari, D)	5	3	16	0-0	0-2	1-8	0.19	1.33	4 (15)	28 (68)	<b>0.38</b>	0.14	

GP = Games Played, EF = Ends for; 4+ = 4pts or more points scored for - 4pts or more points scored against; 3 = 3 points scored for - 3 points scored against; 2 = 2 points scored for - 2 points scored against; PF/E = Points scored per end; PA/E = Point against per end; PA (%) = Point for (% of points for); PA (%) = Point against (% of points against); FE = Force efficiency, % of time forcing 1 point without hammer; SE = Stolen against efficiency, % of time stealing an end.

## Cumulative Stats Leaders By TEAM

TEAM	#Shots	Points	Difficulty	Sweeping	PCT
Sweden (Sigfridsson, M)	342	1307	1.80	5.5	79.3
Russia (Sidorova, A)	317	1166	1.82	5.0	76.4
Denmark (Nielsen, L)	374	1364	1.78	5.3	75.6
Switzerland (Ott, M)	364	1299	2.04	5.2	74.8
Scotland (Muirhead, E)	319	1144	1.86	5.1	74.6
Germany (Schoepp, A)	373	1301	1.82	6.2	72.3
Italy (Gaspari, D)	366	1271	1.90	5.3	72.2
Finland (Malmi, A)	374	1223	1.98	5.3	68.5
Czech Republic (Klimova, L)	375	1221	1.84	5.6	67.6
Hungary (Szekeres, I)	379	1149	1.86	5.1	62.9

## Cumulative Stats Leaders By Position

---

<b>FOURTH</b>	<b>#Shots</b>	<b>Points</b>	<b>Difficulty</b>	<b>Sweeping</b>	<b>PCT</b>
Maria Prytz (Sigfridsson)	85	318	1.94	5.3	77.9
Mirjam Ott (Ott)	90	320	2.04	5.5	74.3
Anna Sidorova (Sidorova)	78	276	2.06	4.9	74.1
Eve Muirhead (Muirhead)	80	278	2.02	5.5	72.5
Diana Gaspari (Gaspari)	91	311	2.24	4.9	72.1
Lene Nielsen (Nielsen)	92	313	1.98	5.5	71.1
Andrea Schoepp (Schoepp)	87	288	2.14	6.6	69.1
Anne Malmi (Malmi)	92	289	2.44	5.3	67.3
Linda Klimova (Klimova)	94	305	1.92	5.4	67.1
Ildiko Szekeres (Szekeres)	91	284	2.04	4.9	65.1

<b>THIRD</b>	<b>#Shots</b>	<b>Points</b>	<b>Difficulty</b>	<b>Sweeping</b>	<b>PCT</b>
Christina Bertrup (Sigfridsson)	86	326	1.96	5.4	79.3
Carmen Schaefer (Ott)	92	340	2.38	5.7	78.6
Liudmila Privivkova (Sidorova)	80	293	1.94	4.7	76.6
Helle Simonsen (Nielsen)	94	345	1.84	5.4	76.5
Imogen Oona Lehmann (Schoepp)	95	332	1.92	5.9	73.2
Anna Sloan (Muirhead)	80	276	2.06	4.8	72.4
Giorgia Apollonio (Gaspari)	92	308	1.96	5.3	69.8
Oona Kauste (Malmi)	94	302	2.02	5.7	67.2
Kamila Mosova (Klimova)	94	298	2.04	5.5	66.6
Alexandra Beres (Szekeres)	96	299	2.04	5.2	65.3

## Cumulative Stats Leaders By Position

<b>SECOND</b>	<b>#Shots</b>	<b>Points</b>	<b>Difficulty</b>	<b>Sweeping</b>	<b>PCT</b>
Vicki Adams (Muirhead)	80	300	2.02	4.9	78.6
Carmen Kueng (Ott)	92	337	2.16	5.0	77.4
Margarita Fomina (Sidorova)	80	296	1.76	5.4	76.6
Anna Kubeskova (Klimova)	14	51	2.00	6.7	76.5
Maria Wennerstroem (Sigfridsson)	86	317	1.76	5.7	76.4
Chiara Olivieri (Gaspari)	92	329	1.90	5.1	74.5
Jeanne Ellegaard (Nielsen)	94	330	1.82	5.2	73.1
Heidi Hossi (Malmi)	94	308	2.08	5.1	69.2
Stella Heiss (Schoepp)	96	305	1.88	6.1	66.1
Tereza Pliskova (Klimova)	80	244	2.04	5.8	64.0
Agnes Patonai (Szekeres)	96	260	2.00	5.4	56.8
<b>LEAD</b>	<b>#Shots</b>	<b>Points</b>	<b>Difficulty</b>	<b>Sweeping</b>	<b>PCT</b>
Margaretha Sigfridsson (Sigfridsson)	85	346	1.54	5.7	83.5
Maria Poulsen (Nielsen)	94	376	1.46	5.0	81.7
Corinna Scholz (Schoepp)	95	376	1.36	6.2	80.5
Ekaterina Galkina (Sidorova)	79	301	1.58	5.0	78.3
Claire Hamilton (Muirhead)	79	290	1.36	5.0	74.8
Claudia Alvera (Gaspari)	91	323	1.46	6.0	72.3
Katerina Urbanova (Klimova)	93	323	1.38	5.5	70.7
Marjo Hippi (Malmi)	94	324	1.40	5.0	70.2
Janine Greiner (Ott)	90	302	1.58	4.5	68.8
Boglarka Adam (Szekeres)	96	306	1.36	5.0	64.7

## Stats Explained

Below is important information describing the meaning of all statistics covered in this Stats Report:

**HMR** = Record with hammer to start game;  
**STL** = Record without hammer to start game;  
**1-PT** = Record in games decided by 1 point;  
**EE-H** = Extra end record with hammer;  
**EE-S** = Extra end record without hammer.

### Game Statistics:

All game statistics are calculated based on 10 end games. For example, PF/G is calculated by taking the total points scored, multiplying by a constant (10) and dividing by the actual ends played.

**PF/G** = Points For per Game;  
**PA/G** = Points Against per Game;  
**EF/G** = Ends For per Game;  
**EA/G** = Ends Against per Game;  
**BE/G** = Blanks Ends per Game.

### End Statistics:

**PF/E** = Points For per End. Total points scored divided by total ends taken. Offensive indicator.  
**PA/E** = Points Against per End. Total points against divided by total ends against. Defensive indicator.

### Efficiency Statistics:

**HE** = Hammer Efficiency = percentage of time taking 2 or more points with hammer. A team with a high hammer efficiency executes well with the hammer.

**FE** = Force Efficiency: percentage of time forcing 1 point without when the other team has the hammer. A team with a high force efficiency plays well defensively.

**SE** = Steal Efficiency = percentage of time stealing an end. A team with high steal efficiency is very good at stealing ends.

**SAE** = Steals Against Efficiency = percentage of time giving up a stolen end. A team with low steals against efficiency is very good at defending against stolen ends.

### Player and Team Shooting Statistics:

**Points (PTS)** = Total Points Scored. X/5

**Difficulty (DIF)** = Average Degree of Difficulty. Degree of Difficulty is an automated micro-multiplier (between 1.000 - 1.200) based upon each shot thrown, including pre and post contact modifiers. Degree of difficulty factors into the overall Shooting Percentage.

**Sweeping (SWP)** = Average Sweep Factor. Average distance swept (percentage). Determines effective usage of sweepers for shots. Sweep factor is not factored into the overall Shooting Percentage.

**Shooting Percentage (PCT)** = Average Shooting Accuracy (percentage).