

**Le Gruyere European Curling Championships: Women - A Group**  
**Draw W9: Thursday 13 December, 2012 -- 08:00**











Team	HMR	1	2	3	4	5	6	7	8	9	10	Score
<b>Denmark</b> Nielsen, L		0	1	0	0	3	1	1	1	2	X	9
<b>Finland</b> Malmi, A		0	0	1	0	0	0	0	0	0	X	1
View Detailed Scoreboard - Play CurlingZone Pick'em!												
Team	HMR	1	2	3	4	5	6	7	8	9	10	Score
<b>Czech Republic</b> Klimova, L		2	0	1	0	2	0	1	0	1	X	7
<b>Sweden</b> Sigfridsson, M		0	1	0	1	0	1	0	2	0	X	5
View Detailed Scoreboard - Play CurlingZone Pick'em!												
Team	HMR	1	2	3	4	5	6	7	8	9	10	Score
<b>Scotland</b> Muirhead, E		2	0	0	2	0	1	0	0	0	1	6
<b>Russia</b> Sidorova, A		0	3	1	0	0	0	0	1	0	0	5
View Detailed Scoreboard - Play CurlingZone Pick'em!												
Team	HMR	1	2	3	4	5	6	7	8	9	10	Score
<b>Switzerland</b> Ott, M		0	1	0	0	2	0	3	0	4	X	10
<b>Germany</b> Schoepp, A		1	0	2	0	0	1	0	1	0	X	5
View Detailed Scoreboard - Play CurlingZone Pick'em!												
Team	HMR	1	2	3	4	5	6	7	8	9	10	Score
<b>Hungary</b> Szekeres, I		0	2	0	0	0	2	0	0	1	X	5
<b>Italy</b> Gaspari, D		2	0	1	0	0	0	3	4	0	X	10
View Detailed Scoreboard - Play CurlingZone Pick'em!												

**Le Gruyere European Curling Championships: Women - A Group**  
**Standings**

Team	GP	W	L	PCT	DSC
<b>A GROUP</b>					
<b>Sweden</b> Sigfridsson, M	9	7	2	0.778	25.38
<b>Scotland</b> Muirhead, E	9	7	2	0.778	28.58
<b>Russia</b> Sidorova, A	9	7	2	0.778	27.93
<b>Denmark</b> Nielsen, L	9	6	3	0.667	39.66
<b>Switzerland</b> Ott, M	9	6	3	0.667	24.21
<b>Italy</b> Gaspari, D	9	4	5	0.444	18.91
<b>Germany</b> Schoepp, A	9	3	6	0.333	51.75
<b>Czech Republic</b> Klimova, L	9	3	6	0.333	39.03
<b>Hungary</b> Szekeres, I	9	1	8	0.111	62.85
<b>Finland</b> Malmi, A	9	1	8	0.111	54.21

GP = Games Played, W = Wins; L = Losses; PCT = Winning Percentage; DSC = Tiebreaker Shootout Distance.  
 " ;

**Le Gruyere European Curling Championships: Women - A Group  
DSC Results**

Team	Average	Games									
 <b>Italy</b> Gaspari, D	<b>18.91cm</b>	117.40*	46.90	11.70	9.40	34.40	4.20	19.40	17.40	7.90	
 <b>Switzerland</b> Ott, M	<b>24.21cm</b>	40.20	5.60	8.30	6.30	8.20	5.50	119.60	0.00	185.40*	
 <b>Sweden</b> Sigfridsson, M	<b>25.38cm</b>	26.90	21.20	0.00	5.50	23.80	15.70	53.40	79.00*	56.50	
 <b>Russia</b> Sidorova, A	<b>27.93cm</b>	44.10	3.50	144.00*	62.60	50.80	0.00	0.90	7.00	54.50	
 <b>Scotland</b> Muirhead, E	<b>28.58cm</b>	67.80*	26.10	48.40	0.00	25.30	52.10	21.10	36.70	18.90	
 <b>Czech Republic</b> Klimova, L	<b>39.03cm</b>	67.20	111.00*	8.70	18.20	26.50	80.30	85.20	0.00	26.10	
 <b>Denmark</b> Nielsen, L	<b>39.66cm</b>	16.10	64.00	22.30	3.70	28.50	8.20	185.40*	167.00	7.50	
 <b>Germany</b> Schoepp, A	<b>51.75cm</b>	164.90	59.00	34.50	21.90	31.50	165.00*	8.50	93.70	0.00	
 <b>Finland</b> Malmi, A	<b>54.21cm</b>	156.90*	87.40	85.00	16.00	23.90	82.70	6.90	114.90	16.90	
 <b>Hungary</b> Szekeres, I	<b>62.85cm</b>	143.00	92.40	166.20*	35.90	2.40	90.40	80.10	32.70	25.90	
		* = shootout dropped from total.									

# Le Gruyere European Curling Championships --- Draw 30, Sheet A

Team	HMR	1	2	3	4	5	6	7	8	9	10	Score
Denmark Nielsen, L		0	1	0	0	3	1	1	1	2	X	9
Finland Malmi, A		0	0	1	0	0	0	0	0	0	X	1

[View Detailed Scoreboard - Play CurlingZone Pick'em!](#)

### Shooting: (All Shots, All Turns)

Team Nielsen	#SH	PTS	DIF	SWP	PCT
4:Lene Nielsen	17	75	1.72	5.1	91
3:Helle Simonsen	18	71	1.88	3.9	83
2:Jeanne Ellegaard	18	72	1.64	3.0	83
1:Maria Poulsen	17	72	1.18	3.5	85
TEAM TOTALS	70	290	1.60	3.9	85
Team Malmi	#SH	PTS	DIF	SWP	PCT
4:Anne Malmi	18	48	2.72	5.6	58
3:Oona Kauste	18	62	2.08	4.8	72
2:Heidi Hossi	18	68	1.84	3.9	78
1:Marjo Hippi	18	70	1.20	5.4	78
TEAM TOTALS	72	248	1.96	4.9	72

### Shooting: (All Draws)

Team Nielsen	#SH	PTS	DIF	SWP	PCT
4:Lene Nielsen	9	37	1.56	4.4	84
3:Helle Simonsen	7	27	1.42	3.8	79
2:Jeanne Ellegaard	4	15	1.00	3.3	75
1:Maria Poulsen	14	58	1.08	3.1	83
TEAM TOTALS	34	137	1.26	3.6	82
Team Malmi	#SH	PTS	DIF	SWP	PCT
4:Anne Malmi	5	14	1.80	4.7	58
3:Oona Kauste	9	29	1.78	5.2	67
2:Heidi Hossi	10	37	1.60	4.7	76
1:Marjo Hippi	16	64	1.12	5.6	80
TEAM TOTALS	40	144	1.48	5.2	73

### Shooting: (All Hits)

Team Nielsen	#SH	PTS	DIF	SWP	PCT
4:Lene Nielsen	8	38	1.90	5.8	99
3:Helle Simonsen	11	44	2.16	3.9	85
2:Jeanne Ellegaard	14	57	1.82	2.9	85
1:Maria Poulsen	3	14	1.66	5.6	96
TEAM TOTALS	36	153	1.94	4.1	89
Team Malmi	#SH	PTS	DIF	SWP	PCT
4:Anne Malmi	13	34	3.08	5.9	58
3:Oona Kauste	9	33	2.38	4.4	78
2:Heidi Hossi	8	31	2.14	2.9	81
1:Marjo Hippi	2	6	1.76	3.3	63
TEAM TOTALS	32	104	2.56	4.6	70




### Shooting: (In-Turns)

Team Nielsen	#SH	PTS	DIF	SWP	PCT
4:Lene Nielsen	9	39	1.66	4.8	90
3:Helle Simonsen	8	32	1.68	2.5	82
2:Jeanne Ellegaard	6	23	1.44	3.9	78
1:Maria Poulsen	6	28	1.16	2.8	94
TEAM TOTALS	29	122	1.52	3.6	86
Team Malmi	#SH	PTS	DIF	SWP	PCT
4:Anne Malmi	7	22	3.04	4.3	69
3:Oona Kauste	5	18	2.00	2.7	76
2:Heidi Hossi	4	11	1.62	5.0	56
1:Marjo Hippi	8	31	1.00	5.8	78
TEAM TOTALS	24	82	1.90	4.6	71

### Shooting: (Out-Turns)

Team Nielsen	#SH	PTS	DIF	SWP	PCT
4:Lene Nielsen	8	36	1.78	5.4	93
3:Helle Simonsen	10	39	2.04	5.0	83
2:Jeanne Ellegaard	12	49	1.74	2.5	85
1:Maria Poulsen	11	44	1.18	3.9	81
TEAM TOTALS	41	168	1.68	4.1	85
Team Malmi	#SH	PTS	DIF	SWP	PCT
4:Anne Malmi	11	26	2.52	6.4	51
3:Oona Kauste	13	44	2.12	5.6	71
2:Heidi Hossi	14	57	1.90	3.6	85
1:Marjo Hippi	10	39	1.36	5.0	79
TEAM TOTALS	48	166	1.98	5.1	72

Le Gruyere European Curling Championships --- Draw 30,  
Sheet B

Team	HMR	1	2	3	4	5	6	7	8	9	10	Score
 Czech Republic Klimova, L		2	0	1	0	2	0	1	0	1	X	7
 Sweden Sigfridsson, M		0	1	0	1	0	1	0	2	0	X	5

View Detailed Scoreboard - Play CurlingZone Pick'em!

Shooting: (All Shots, All Turns)

Team Klimova	#SH	PTS	DIF	SWP	PCT
4:Linda Klimova	20	76	1.76	6.2	78
3:Kamila Mosova	20	66	1.78	5.2	69
2:Tereza Pliskova	20	77	1.52	7.2	79
1:Katerina Urbanova	19	64	1.36	5.1	68
TEAM TOTALS	79	283	1.60	5.9	74
Team Sigfridsson	#SH	PTS	DIF	SWP	PCT
4:Maria Prytz	19	74	1.56	6.8	80
3:Christina Bertrup	20	67	1.56	6.2	69
2:Maria Wennerstroem	20	79	1.46	7.5	81
1:Margaretha Sigfridsson	20	83	1.20	4.7	84
TEAM TOTALS	79	303	1.44	6.3	78

Shooting: (All Draws)

Team Klimova	#SH	PTS	DIF	SWP	PCT
4:Linda Klimova	8	33	1.12	4.6	83
3:Kamila Mosova	2	5	1.00	5.0	50
2:Tereza Pliskova	3	11	1.34	8.9	74
1:Katerina Urbanova	15	55	1.20	5.6	74
TEAM TOTALS	28	104	1.18	5.6	75
Team Sigfridsson	#SH	PTS	DIF	SWP	PCT
4:Maria Prytz	15	61	1.40	7.8	83
3:Christina Bertrup	13	44	1.46	6.2	69
2:Maria Wennerstroem	16	68	1.38	7.5	87
1:Margaretha Sigfridsson	19	79	1.16	4.9	84
TEAM TOTALS	63	252	1.34	6.5	81

Shooting: (All Hits)

Team Klimova	#SH	PTS	DIF	SWP	PCT
4:Linda Klimova	12	43	2.16	7.2	75
3:Kamila Mosova	18	61	1.86	5.2	71
2:Tereza Pliskova	17	66	1.56	6.9	80
1:Katerina Urbanova	4	9	2.00	3.3	47
TEAM TOTALS	51	179	1.84	6.1	73
Team Sigfridsson	#SH	PTS	DIF	SWP	PCT
4:Maria Prytz	4	13	2.12	3.3	69
3:Christina Bertrup	7	23	1.72	6.2	68
2:Maria Wennerstroem	4	11	1.76	7.5	57
1:Margaretha Sigfridsson	1	4	2.00	0.0	84
TEAM TOTALS	16	51	1.84	5.4	66




Shooting: (In-Turns)

Team Klimova	#SH	PTS	DIF	SWP	PCT
4:Linda Klimova	9	31	2.66	7.0	74
3:Kamila Mosova	10	34	1.66	4.3	70
2:Tereza Pliskova	6	24	1.50	7.8	82
1:Katerina Urbanova	6	17	1.84	6.1	59
TEAM TOTALS	31	106	1.96	6.1	71
Team Sigfridsson	#SH	PTS	DIF	SWP	PCT
4:Maria Prytz	8	31	1.50	7.1	79
3:Christina Bertrup	12	40	1.34	6.4	68
2:Maria Wennerstroem	6	22	1.34	10.0	75
1:Margaretha Sigfridsson	4	16	1.26	5.8	81
TEAM TOTALS	30	109	1.36	7.2	74

Shooting: (Out-Turns)

Team Klimova	#SH	PTS	DIF	SWP	PCT
4:Linda Klimova	11	45	1.00	5.5	82
3:Kamila Mosova	10	32	1.88	6.0	67
2:Tereza Pliskova	14	53	1.52	6.9	78
1:Katerina Urbanova	13	47	1.16	4.6	73
TEAM TOTALS	48	177	1.38	5.8	75
Team Sigfridsson	#SH	PTS	DIF	SWP	PCT
4:Maria Prytz	11	43	1.60	6.7	80
3:Christina Bertrup	8	27	1.88	5.8	70
2:Maria Wennerstroem	14	57	1.50	6.4	83
1:Margaretha Sigfridsson	16	67	1.18	4.4	84
TEAM TOTALS	49	194	1.48	5.7	81

# Le Gruyere European Curling Championships --- Draw 30, Sheet C

Team	HMR	1	2	3	4	5	6	7	8	9	10	Score
 Scotland Muirhead, E		2	0	0	2	0	1	0	0	0	1	6
 Russia Sidorova, A		0	3	1	0	0	0	0	1	0	0	5

View Detailed Scoreboard - Play CurlingZone Pick'em!

### Shooting: (All Shots, All Turns)

Team Muirhead	#SH	PTS	DIF	SWP	PCT
4:Eve Muirhead	18	71	1.72	5.7	82
3:Anna Sloan	20	79	1.72	4.7	82
2:Vicki Adams	20	88	1.84	5.3	92
1:Claire Hamilton	20	73	1.60	5.7	75
TEAM TOTALS	78	311	1.72	5.3	83
Team Sidorova	#SH	PTS	DIF	SWP	PCT
4:Anna Sidorova	19	61	2.04	4.2	68
3:Liudmila Privivkova	20	80	1.78	2.8	83
2:Margarita Fomina	20	82	1.74	4.0	85
1:Ekaterina Galkina	20	84	1.34	5.3	85
TEAM TOTALS	79	307	1.72	4.1	80

### Shooting: (All Draws)

Team Muirhead	#SH	PTS	DIF	SWP	PCT
4:Eve Muirhead	8	35	1.62	7.1	90
3:Anna Sloan	4	15	1.50	5.8	77
2:Vicki Adams	6	23	1.84	4.4	80
1:Claire Hamilton	14	53	1.22	6.0	76
TEAM TOTALS	32	126	1.46	5.9	81
Team Sidorova	#SH	PTS	DIF	SWP	PCT
4:Anna Sidorova	8	23	1.88	4.6	60
3:Liudmila Privivkova	9	34	1.78	3.3	78
2:Margarita Fomina	9	36	1.78	5.2	82
1:Ekaterina Galkina	16	69	1.18	5.4	87
TEAM TOTALS	42	162	1.58	4.8	79

### Shooting: (All Hits)

Team Muirhead	#SH	PTS	DIF	SWP	PCT
4:Eve Muirhead	10	36	1.80	4.7	75
3:Anna Sloan	16	64	1.78	4.4	83
2:Vicki Adams	14	65	1.84	5.7	97
1:Claire Hamilton	6	20	2.50	5.0	71
TEAM TOTALS	46	185	1.90	4.9	84
Team Sidorova	#SH	PTS	DIF	SWP	PCT
4:Anna Sidorova	11	38	2.16	3.9	73
3:Liudmila Privivkova	11	46	1.78	2.4	87
2:Margarita Fomina	11	46	1.70	3.0	86
1:Ekaterina Galkina	4	15	1.96	5.0	78
TEAM TOTALS	37	145	1.88	3.3	82




### Shooting: (In-Turns)

Team Muirhead	#SH	PTS	DIF	SWP	PCT
4:Eve Muirhead	7	25	1.58	6.7	73
3:Anna Sloan	13	56	1.56	4.4	89
2:Vicki Adams	7	29	2.04	5.7	87
1:Claire Hamilton	9	33	2.00	5.9	76
TEAM TOTALS	36	143	1.76	5.5	82
Team Sidorova	#SH	PTS	DIF	SWP	PCT
4:Anna Sidorova	7	10	1.86	6.2	29
3:Liudmila Privivkova	6	22	1.84	5.6	76
2:Margarita Fomina	7	27	2.04	5.7	81
1:Ekaterina Galkina	11	46	1.22	6.1	84
TEAM TOTALS	31	105	1.66	5.9	69

### Shooting: (Out-Turns)

Team Muirhead	#SH	PTS	DIF	SWP	PCT
4:Eve Muirhead	11	46	1.82	5.2	87
3:Anna Sloan	7	23	2.04	5.2	69
2:Vicki Adams	13	59	1.72	5.1	94
1:Claire Hamilton	11	40	1.28	5.5	74
TEAM TOTALS	42	168	1.68	5.2	83
Team Sidorova	#SH	PTS	DIF	SWP	PCT
4:Anna Sidorova	12	51	2.14	3.1	90
3:Liudmila Privivkova	14	58	1.76	1.7	86
2:Margarita Fomina	13	55	1.56	3.1	87
1:Ekaterina Galkina	9	38	1.50	4.4	86
TEAM TOTALS	48	202	1.76	2.9	87

**Le Gruyere European Curling Championships --- Draw 30,  
Sheet D**

Team	HMR	1	2	3	4	5	6	7	8	9	10	Score
 Switzerland Ott, M		0	1	0	0	2	0	3	0	4	X	10
 Germany Schoepp, A		1	0	2	0	0	1	0	1	0	X	5

View Detailed Scoreboard - Play CurlingZone Pick'em!

**Shooting: (All Shots, All Turns)**

Team	#SH	PTS	DIF	SWP	PCT
Team Ott					
4:Mirjam Ott	18	68	2.10	7.2	79
3:Carmen Schaefer	18	67	1.88	5.7	78
2:Carmen Kueng	18	65	2.04	4.8	76
1:Janine Greiner	18	74	1.76	5.6	85
TEAM TOTALS	72	274	1.94	5.8	80
Team Schoepp					
4:Andrea Schoepp	18	55	2.02	6.7	63
3:Imogen Oona Lehmann	18	60	2.04	7.2	70
2:Stella Heiss	18	69	1.86	6.1	80
1:Corinna Scholz	18	75	1.82	6.7	87
TEAM TOTALS	72	259	1.94	6.7	75

**Shooting: (All Draws)**

Team	#SH	PTS	DIF	SWP	PCT
Team Ott					
4:Mirjam Ott	7	26	1.72	6.2	76
3:Carmen Schaefer	8	31	1.76	5.4	80
2:Carmen Kueng	9	29	1.88	3.7	67
1:Janine Greiner	13	55	1.30	4.4	86
TEAM TOTALS	37	141	1.62	4.8	78
Team Schoepp					
4:Andrea Schoepp	8	26	1.88	7.1	67
3:Imogen Oona Lehmann	5	15	2.00	4.7	63
2:Stella Heiss	6	19	2.16	6.7	67
1:Corinna Scholz	15	67	1.60	6.2	92
TEAM TOTALS	34	127	1.82	6.3	77

**Shooting: (All Hits)**

Team	#SH	PTS	DIF	SWP	PCT
Team Ott					
4:Mirjam Ott	11	42	2.34	7.9	81
3:Carmen Schaefer	10	36	2.00	6.0	76
2:Carmen Kueng	9	36	2.18	5.9	84
1:Janine Greiner	5	19	2.96	8.7	84
TEAM TOTALS	35	133	2.30	7.0	81
Team Schoepp					
4:Andrea Schoepp	10	29	2.12	6.3	60
3:Imogen Oona Lehmann	13	45	2.06	8.2	72
2:Stella Heiss	12	50	1.70	5.8	86
1:Corinna Scholz	3	8	2.92	8.9	61
TEAM TOTALS	38	132	2.04	7.0	73




**Shooting: (In-Turns)**

Team	#SH	PTS	DIF	SWP	PCT
Team Ott					
4:Mirjam Ott	9	31	2.26	7.8	72
3:Carmen Schaefer	11	41	1.82	6.4	77
2:Carmen Kueng	7	22	2.08	4.8	66
1:Janine Greiner	10	38	1.82	6.7	79
TEAM TOTALS	37	132	1.98	6.5	74
Team Schoepp					
4:Andrea Schoepp	14	40	2.12	7.4	59
3:Imogen Oona Lehmann	11	35	2.02	7.3	66
2:Stella Heiss	8	29	1.58	5.8	74
1:Corinna Scholz	4	17	1.50	5.0	87
TEAM TOTALS	37	121	1.90	6.8	67

**Shooting: (Out-Turns)**

Team	#SH	PTS	DIF	SWP	PCT
Team Ott					
4:Mirjam Ott	9	37	1.92	6.7	87
3:Carmen Schaefer	7	26	2.00	4.8	78
2:Carmen Kueng	11	43	2.02	4.8	82
1:Janine Greiner	8	36	1.68	4.2	93
TEAM TOTALS	35	142	1.92	5.1	85
Team Schoepp					
4:Andrea Schoepp	4	15	1.62	4.2	77
3:Imogen Oona Lehmann	7	25	2.08	7.1	75
2:Stella Heiss	10	40	2.06	6.3	84
1:Corinna Scholz	14	58	1.92	7.1	87
TEAM TOTALS	35	138	1.96	6.6	83

**Le Gruyere European Curling Championships --- Draw 30,  
Sheet E**

Team	HMR	1	2	3	4	5	6	7	8	9	10	Score
 Hungary Szekeres, I		0	2	0	0	0	2	0	0	1	X	5
 Italy Gaspari, D		2	0	1	0	0	0	3	4	0	X	10

View Detailed Scoreboard - Play CurlingZone Pick'em!

**Shooting: (All Shots, All Turns)**

Team Szekeres	#SH	PTS	DIF	SWP	PCT
4:Ildiko Szekeres	18	66	1.96	7.2	76
3:Alexandra Beres	18	67	1.94	6.5	78
2:Agnes Patonai	18	63	1.96	4.1	74
1:Boglarka Adam	18	68	1.36	5.4	77
TEAM TOTALS	72	264	1.80	5.8	76
Team Gaspari	#SH	PTS	DIF	SWP	PCT
4:Diana Gaspari	18	72	2.06	4.8	84
3:Giorgia Apollonio	18	70	2.10	5.4	82
2:Chiara Olivieri	18	64	1.38	5.4	72
1:Claudia Alvera	16	59	1.50	5.2	76
TEAM TOTALS	70	265	1.76	5.2	79

**Shooting: (All Draws)**

Team Szekeres	#SH	PTS	DIF	SWP	PCT
4:Ildiko Szekeres	8	23	2.26	6.7	61
3:Alexandra Beres	9	33	1.56	6.7	75
2:Agnes Patonai	9	32	1.56	2.6	73
1:Boglarka Adam	11	44	1.10	5.5	80
TEAM TOTALS	37	132	1.56	5.3	73
Team Gaspari	#SH	PTS	DIF	SWP	PCT
4:Diana Gaspari	11	43	1.72	3.9	81
3:Giorgia Apollonio	3	11	2.00	7.8	78
2:Chiara Olivieri	8	25	1.12	6.7	63
1:Claudia Alvera	8	30	1.12	3.8	76
TEAM TOTALS	30	109	1.44	5.0	74

**Shooting: (All Hits)**

Team Szekeres	#SH	PTS	DIF	SWP	PCT
4:Ildiko Szekeres	10	43	1.74	7.7	89
3:Alexandra Beres	9	34	2.30	6.3	81
2:Agnes Patonai	9	31	2.38	5.6	74
1:Boglarka Adam	7	24	1.76	5.2	71
TEAM TOTALS	35	132	2.04	6.3	80
Team Gaspari	#SH	PTS	DIF	SWP	PCT
4:Diana Gaspari	7	29	2.58	6.2	89
3:Giorgia Apollonio	15	59	2.12	4.9	83
2:Chiara Olivieri	10	39	1.60	4.3	80
1:Claudia Alvera	8	29	1.88	6.7	76
TEAM TOTALS	40	156	2.02	5.3	82

**Shooting: (In-Turns)**

Team Szekeres	#SH	PTS	DIF	SWP	PCT
4:Ildiko Szekeres	12	40	2.16	8.3	70
3:Alexandra Beres	8	26	1.50	7.1	67
2:Agnes Patonai	8	21	1.92	3.3	55
1:Boglarka Adam	5	20	1.20	6.7	81
TEAM TOTALS	33	107	1.80	6.6	67
Team Gaspari	#SH	PTS	DIF	SWP	PCT
4:Diana Gaspari	8	34	1.62	3.8	88
3:Giorgia Apollonio	6	22	1.90	5.6	77
2:Chiara Olivieri	9	27	1.40	7.4	61
1:Claudia Alvera	4	17	1.50	5.0	87
TEAM TOTALS	27	100	1.60	5.6	76

**Shooting: (Out-Turns)**

Team Szekeres	#SH	PTS	DIF	SWP	PCT
4:Ildiko Szekeres	6	26	1.56	5.0	89
3:Alexandra Beres	10	41	2.28	6.0	87
2:Agnes Patonai	10	42	2.00	4.7	88
1:Boglarka Adam	13	48	1.42	4.9	75
TEAM TOTALS	39	157	1.80	5.1	84
Team Gaspari	#SH	PTS	DIF	SWP	PCT
4:Diana Gaspari	10	38	2.40	5.7	81
3:Giorgia Apollonio	12	48	2.20	5.3	85
2:Chiara Olivieri	9	37	1.36	3.3	84
1:Claudia Alvera	12	42	1.50	5.3	72
TEAM TOTALS	43	165	1.88	5.0	80

## Le Gruyere European Curling Championships: Women - A Group Event Leaders

Division A -- Summary Statistics									
Team	GP	PF/G	PA/G	EF/G	EA/G	PF/E	PA/E	BE/G	
1. Sweden (Sigfridsson, M)	9	9.86	5.21	5.07	3.97	1.95	1.31	0.96	
2. Scotland (Muirhead, E)	9	8.65	5.14	5.00	3.24	1.73	1.58	1.76	
3. Russia (Sidorova, A)	9	9.34	6.18	5.00	3.68	1.87	1.68	1.32	
4. Switzerland (Ott, M)	9	7.78	5.68	4.81	4.20	1.62	1.35	0.99	
5. Denmark (Nielsen, L)	9	6.83	5.85	4.88	3.66	1.40	1.60	1.46	
6. Germany (Schoepp, A)	9	6.46	7.22	4.05	4.56	1.59	1.58	1.39	
7. Italy (Gaspari, D)	9	6.88	8.13	4.38	4.50	1.57	1.81	1.13	
8. Czech Republic (Klimova, L)	9	6.02	7.83	3.86	4.46	1.56	1.76	1.69	
9. Hungary (Szekeres, I)	9	4.63	8.75	3.13	5.38	1.48	1.63	1.50	
10. Finland (Malmi, A)	9	4.62	10.38	3.21	5.51	1.44	1.88	1.28	

GP = Games Played, W = Wins; L = Losses; PF/G = Points For per Game; PA/G = Points Against per Game; EF/G = Ends For per Game; EA/G = Ends Against per Game; PF/E = Points For per End; PA/E = Points Against per End; BE/G = Blanks Ends per Game.

Division A -- With Hammer												
Team	GP	EF	EA	4+	3	2	PF/E	PA/E	PF (%)	PA (%)	HE	SAE
1. Russia (Sidorova, A)	9	24	5	2-0	5-1	8-0	1.40	0.20	49 (69)	7 (15)	<b>0.52</b>	0.14
2. Scotland (Muirhead, E)	9	24	4	3-0	2-0	8-2	1.44	0.19	46 (72)	6 (16)	<b>0.46</b>	0.13
3. Sweden (Sigfridsson, M)	9	25	4	1-0	4-0	8-3	1.41	0.22	45 (63)	7 (18)	<b>0.45</b>	0.13
4. Switzerland (Ott, M)	9	28	8	1-0	2-1	12-3	1.15	0.32	47 (75)	13 (28)	<b>0.42</b>	0.20
5. Czech Republic (Klimova, L)	9	30	7	1-0	1-0	13-3	1.17	0.24	48 (96)	10 (15)	<b>0.41</b>	0.17
6. Italy (Gaspari, D)	9	25	10	0-1	2-3	10-2	0.98	0.55	39 (71)	22 (34)	<b>0.34</b>	0.25
7. Germany (Schoepp, A)	9	24	13	2-0	2-2	6-0	0.91	0.39	40 (78)	17 (30)	<b>0.27</b>	0.30
8. Hungary (Szekeres, I)	9	20	19	0-1	1-1	9-4	0.66	0.60	31 (84)	28 (40)	<b>0.26</b>	0.40
9. Denmark (Nielsen, L)	9	27	5	1-1	1-0	6-1	0.97	0.23	38 (68)	9 (19)	<b>0.25</b>	0.13
10. Finland (Malmi, A)	9	23	15	0-0	2-1	7-2	0.81	0.45	34 (94)	19 (23)	<b>0.24</b>	0.36

GP = Games Played, EF = Ends for; 4+ = 4pts or more points scored for - 4pts or more points scored against; 3 = 3 points scored for - 3 points scored against; 2 = 2 points scored for - 2 points scored against; PF/E = Points scored per end; PA/E = Point against per end; PA (%) = Point for (% of points for); PA (%) = Point against (% of points against); HE = Hammer efficiency, % of time taking 2+ points with hammer; SAE = Stolen against efficiency, % of time giving a stolen end.



## Event Leaders

Division A -- Without Hammer														
Team	GP	EF	EA	4+	3	2	PF/E	PA/E	PF (%)	PA (%)	FE	SE		
Sweden														
1. (Sigfridsson, M)	9	12	25	1-0	4-1	3-4	0.66	0.76	27 (38)	31 (82)	<b>0.80</b>	0.29		
2. Switzerland (Ott, M)	9	11	26	0-0	1-1	3-5	0.40	0.83	16 (25)	33 (72)	<b>0.77</b>	0.28		
3. Denmark (Nielsen, L)	9	13	25	0-1	0-1	5-9	0.42	0.91	18 (32)	39 (81)	<b>0.56</b>	0.30		
4. Germany (Schoepp, A)	9	8	23	0-2	0-2	3-7	0.31	1.14	11 (22)	40 (70)	<b>0.52</b>	0.23		
5. Scotland (Muirhead, E)	9	13	20	1-0	0-2	2-8	0.43	0.76	18 (28)	32 (84)	<b>0.50</b>	0.31		
6. Hungary (Szekeres, I)	9	5	24	0-0	0-5	1-8	0.18	1.27	6 (16)	42 (60)	<b>0.46</b>	0.15		
7. Russia (Sidorova, A)	9	14	23	0-1	3-1	2-11	0.54	0.98	22 (31)	40 (85)	<b>0.43</b>	0.34		
Czech Republic (Klimova, L)	9	2	30	0-2	0-2	0-13	0.05	1.31	2 (4)	55 (85)	<b>0.43</b>	0.05		
9. Italy (Gaspari, D)	9	10	26	1-0	1-2	1-13	0.40	1.08	16 (29)	43 (66)	<b>0.42</b>	0.25		
10. Finland (Malmi, A)	9	2	28	0-5	0-5	0-9	0.06	1.72	2 (6)	62 (77)	<b>0.32</b>	0.06		

GP = Games Played, EF = Ends for; 4+ = 4pts or more points scored for - 4pts or more points scored against; 3 = 3 points scored for - 3 points scored against; 2 = 2 points scored for - 2 points scored against; PF/E = Points scored per end; PA/E = Point against per end; PA (%) = Point for (% of points for); PA (%) = Point against (% of points against); FE = Force efficiency, % of time forcing 1 point without hammer; SE = Stolen against efficiency, % of time stealing an end.

## Cumulative Stats Leaders By TEAM

TEAM	#Shots	Points	Difficulty	Sweeping	PCT
Sweden (Sigfridsson, M)	605	2385	1.76	5.3	81.7
Russia (Sidorova, A)	609	2336	1.74	5.2	79.4
Scotland (Muirhead, E)	598	2239	1.82	5.3	77.7
Denmark (Nielsen, L)	651	2435	1.76	5.3	77.5
Switzerland (Ott, M)	649	2402	1.96	5.3	77.3
Italy (Gaspari, D)	635	2205	1.86	5.1	72.2
Germany (Schoepp, A)	642	2209	1.80	6.1	71.3
Czech Republic (Klimova, L)	683	2317	1.78	5.9	70.2
Finland (Malmi, A)	621	2057	1.94	5.3	69.1
Hungary (Szekeres, I)	658	2081	1.84	5.6	65.6

## Cumulative Stats Leaders By Position

<b>FOURTH</b>	<b>#Shots</b>	<b>Points</b>	<b>Difficulty</b>	<b>Sweeping</b>	<b>PCT</b>
Maria Prytz (Sigfridsson)	150	595	1.92	5.4	82.7
Eve Muirhead (Muirhead)	148	558	1.96	5.8	78.6
Anna Sidorova (Sidorova)	150	558	2.02	5.4	77.9
Mirjam Ott (Ott)	161	596	2.04	5.6	77.5
Lene Nielsen (Nielsen)	160	575	1.94	5.4	75.0
Diana Gaspari (Gaspari)	158	542	2.08	4.8	71.9
Linda Klimova (Klimova)	169	577	1.92	5.7	70.8
Anne Malmi (Malmi)	153	473	2.36	5.4	65.9
Andrea Schoepp (Schoepp)	152	479	2.08	6.1	65.8
Ildiko Szekeres (Szekeres)	160	503	2.06	5.7	65.5
<b>THIRD</b>	<b>#Shots</b>	<b>Points</b>	<b>Difficulty</b>	<b>Sweeping</b>	<b>PCT</b>
Christina Bertrup (Sigfridsson)	152	583	1.88	5.3	79.9
Carmen Schaefer (Ott)	164	619	2.20	5.5	79.7
Anna Sloan (Muirhead)	151	573	1.94	5.0	79.2
Liudmila Privivkova (Sidorova)	154	587	1.80	4.6	79.1
Helle Simonsen (Nielsen)	164	605	1.86	5.4	77.0
Giorgia Apollonio (Gaspari)	160	561	2.04	5.2	73.6
Imogen Oona Lehmann (Schoepp)	163	561	1.92	5.7	72.0
Kamila Mosova (Klimova)	172	571	1.92	5.8	69.4
Oona Kauste (Malmi)	156	503	2.04	5.6	67.5
Alexandra Beres (Szekeres)	166	519	2.02	5.6	65.5

## Cumulative Stats Leaders By Position

<b>SECOND</b>	<b>#Shots</b>	<b>Points</b>	<b>Difficulty</b>	<b>Sweeping</b>	<b>PCT</b>
Maria Wennerstroem (Sigfridsson)	152	594	1.76	5.7	81.1
Carmen Kueng (Ott)	164	617	2.06	5.0	79.1
Margarita Fomina (Sidorova)	136	519	1.68	5.5	78.7
Vicki Adams (Muirhead)	152	569	1.98	5.0	78.4
Anna Kubeskova (Klimova)	14	51	2.00	6.7	76.5
Jeanne Ellegaard (Nielsen)	164	602	1.84	5.1	76.5
Nicole Muskatewitz (Schoepp)	8	29	1.62	5.0	74.8
Chiara Olivieri (Gaspari)	160	570	1.84	5.0	74.1
Nkeiruka Ezekh (Sidorova)	18	64	1.68	5.7	73.6
Stella Heiss (Schoepp)	156	523	1.84	6.4	69.7
Heidi Hossi (Malmi)	156	516	2.00	5.2	69.5
Tereza Pliskova (Klimova)	158	526	1.92	6.3	69.4
Agnes Patonai (Szekeres)	166	500	1.96	5.4	63.1
<b>LEAD</b>	<b>#Shots</b>	<b>Points</b>	<b>Difficulty</b>	<b>Sweeping</b>	<b>PCT</b>
Margaretha Sigfridsson (Sigfridsson)	151	613	1.50	5.0	83.0
Ekaterina Galkina (Sidorova)	151	608	1.48	5.2	82.4
Maria Poulsen (Nielsen)	163	653	1.38	5.1	81.6
Corinna Scholz (Schoepp)	157	595	1.38	6.2	77.3
Claire Hamilton (Muirhead)	147	539	1.42	5.5	74.7
Nicole Muskatewitz (Schoepp)	6	22	1.16	4.4	73.8
Marjo Hippi (Malmi)	156	565	1.36	5.0	73.6
Janine Greiner (Ott)	160	570	1.58	4.9	72.9
Anna Kubeskova (Klimova)	18	64	1.22	6.9	71.7
Katerina Urbanova (Klimova)	152	528	1.36	5.9	70.6
Claudia Alvera (Gaspari)	157	532	1.46	5.5	69.1
Boglarka Adam (Szekeres)	166	559	1.34	5.6	68.4

## Stats Explained

Below is important information describing the meaning of all statistics covered in this Stats Report:

**HMR** = Record with hammer to start game;  
**STL** = Record without hammer to start game;  
**1-PT** = Record in games decided by 1 point;  
**EE-H** = Extra end record with hammer;  
**EE-S** = Extra end record without hammer.

### Game Statistics:

All game statistics are calculated based on 10 end games. For example, PF/G is calculated by taking the total points scored, multiplying by a constant (10) and dividing by the actual ends played.

**PF/G** = Points For per Game;  
**PA/G** = Points Against per Game;  
**EF/G** = Ends For per Game;  
**EA/G** = Ends Against per Game;  
**BE/G** = Blanks Ends per Game.

### End Statistics:

**PF/E** = Points For per End. Total points scored divided by total ends taken. Offensive indicator.  
**PA/E** = Points Against per End. Total points against divided by total ends against. Defensive indicator.

### Efficiency Statistics:

**HE** = Hammer Efficiency = percentage of time taking 2 or more points with hammer. A team with a high hammer efficiency executes well with the hammer.

**FE** = Force Efficiency: percentage of time forcing 1 point without when the other team has the hammer. A team with a high force efficiency plays well defensively.

**SE** = Steal Efficiency = percentage of time stealing an end. A team with high steal efficiency is very good at stealing ends.

**SAE** = Steals Against Efficiency = percentage of time giving up a stolen end. A team with low steals against efficiency is very good at defending against stolen ends.

### Player and Team Shooting Statistics:

**Points (PTS)** = Total Points Scored. X/5

**Difficulty (DIF)** = Average Degree of Difficulty. Degree of Difficulty is an automated micro-multiplier (between 1.000 - 1.200) based upon each shot thrown, including pre and post contact modifiers. Degree of difficulty factors into the overall Shooting Percentage.

**Sweeping (SWP)** = Average Sweep Factor. Average distance swept (percentage). Determines effective usage of sweepers for shots. Sweep factor is not factored into the overall Shooting Percentage.

**Shooting Percentage (PCT)** = Average Shooting Accuracy (percentage).