

















Le Gruyere European Curling Championships: Women - A Group
Draw W4: Monday 10 December, 2012 -- 09:00

Team		HMR	1	2	3	4	5	6	7	8	9	10	Score	
	Finland Malmi, A		0	2	0	3	0	0	1	0	0	2	8	
	Italy Gaspari, D		2	0	2	0	1	1	0	1	0	0	7	
View Detailed Scoreboard - Play CurlingZone Pick'em!														
Team		HMR	1	2	3	4	5	6	7	8	9	10	Score	
	Sweden Sigfridsson, M		3	0	5	3	0	1	X				12	
	Russia Sidorova, A		0	1	0	0	1	0	X				2	
View Detailed Scoreboard - Play CurlingZone Pick'em!														
Team		HMR	1	2	3	4	5	6	7	8	9	10	Score	
	Czech Republic Klimova, L		0	0	1	0	0	1	0	X			2	
	Scotland Muirhead, E		2	1	0	0	2	0	5	X			10	
View Detailed Scoreboard - Play CurlingZone Pick'em!														
Team		HMR	1	2	3	4	5	6	7	8	9	10	Score	
	Germany Schoepp, A		1	2	0	1	1	0	3	1	X		9	
	Hungary Szekeres, I		0	0	1	0	0	1	0	0	X		2	
View Detailed Scoreboard - Play CurlingZone Pick'em!														
Team		HMR	1	2	3	4	5	6	7	8	9	10	EE	Score
	Denmark Nielsen, L		1	0	1	2	0	0	0	1	0	1	2	8
	Switzerland Ott, M		0	2	0	0	2	1	0	0	1	0	0	6
View Detailed Scoreboard - Play CurlingZone Pick'em!														

Le Gruyere European Curling Championships: Women - A Group Standings

Team	GP	W	L	PCT	DSC
A GROUP					
 Sweden Sigfridsson, M	4	3	1	0.750	8.90
 Denmark Nielsen, L	4	3	1	0.750	14.03
 Scotland Muirhead, E	4	3	1	0.750	24.83
 Russia Sidorova, A	4	3	1	0.750	36.73
 Switzerland Ott, M	4	2	2	0.500	6.73
 Czech Republic Klimova, L	4	2	2	0.500	31.37
 Italy Gaspari, D	4	1	3	0.250	22.67
 Germany Schoepp, A	4	1	3	0.250	38.47
 Finland Malmi, A	4	1	3	0.250	62.80
 Hungary Szekeres, I	4	1	3	0.250	90.43




GP = Games Played, W = Wins; L = Losses; PCT = Winning Percentage; DSC = Tiebreaker Shootout Distance.

";

**Le Gruyere European Curling Championships: Women - A Group
DSC Results**

Team	Average	Games				
 Switzerland Ott, M	6.73cm	40.20*	5.60	8.30	6.30	
 Sweden Sigfridsson, M	8.90cm	26.90*	21.20	0.00	5.50	
 Denmark Nielsen, L	14.03cm	16.10	64.00*	22.30	3.70	
 Italy Gaspari, D	22.67cm	117.40*	46.90	11.70	9.40	
 Scotland Muirhead, E	24.83cm	67.80*	26.10	48.40	0.00	
 Czech Republic Klimova, L	31.37cm	67.20	111.00*	8.70	18.20	
 Russia Sidorova, A	36.73cm	44.10	3.50	144.00*	62.60	
 Germany Schoepp, A	38.47cm	164.90*	59.00	34.50	21.90	
 Finland Malmi, A	62.80cm	156.90*	87.40	85.00	16.00	
 Hungary Szekeres, I	90.43cm	143.00	92.40	166.20*	35.90	
		* = shootout dropped from total.				

Le Gruyere European Curling Championships --- Draw 13, Sheet A

Team		HMR	1	2	3	4	5	6	7	8	9	10	Score
	Finland Malmi, A		0	2	0	3	0	0	1	0	0	2	8
	Italy Gaspari, D		2	0	2	0	1	1	0	1	0	0	7

View Detailed Scoreboard - Play CurlingZone Pick'em!

Shooting: (All Shots, All Turns)

Team Malmi	#SH	PTS	DIF	SWP	PCT
4:Anne Malmi	19	66	2.72	4.2	76
3:Oona Kauste	20	68	1.96	5.2	71
2:Heidi Hossi	20	63	2.00	6.0	66
1:Marjo Hippi	20	71	1.46	6.2	73
TEAM TOTALS	79	268	2.02	5.4	71
Team Gaspari	#SH	PTS	DIF	SWP	PCT
4:Diana Gaspari	20	72	2.22	4.5	76
3:Giorgia Apollonio	20	63	1.64	4.2	65
2:Chiara Olivieri	20	73	1.90	3.7	76
1:Claudia Alvera	20	63	1.42	5.7	64
TEAM TOTALS	80	271	1.80	4.5	70

Shooting: (All Draws)

Team Malmi	#SH	PTS	DIF	SWP	PCT
4:Anne Malmi	11	39	2.28	3.6	76
3:Oona Kauste	9	26	2.20	4.1	61
2:Heidi Hossi	9	30	1.88	5.6	70
1:Marjo Hippi	15	52	1.34	7.1	70
TEAM TOTALS	44	147	1.86	5.3	70
Team Gaspari	#SH	PTS	DIF	SWP	PCT
4:Diana Gaspari	9	31	2.00	4.4	72
3:Giorgia Apollonio	7	23	1.58	6.2	67
2:Chiara Olivieri	5	18	2.20	4.0	77
1:Claudia Alvera	10	28	1.20	4.7	57
TEAM TOTALS	31	100	1.68	4.8	67

Shooting: (All Hits)

Team Malmi	#SH	PTS	DIF	SWP	PCT
4:Anne Malmi	8	27	3.34	5.0	75
3:Oona Kauste	11	42	1.76	6.1	79
2:Heidi Hossi	11	33	2.10	6.4	63
1:Marjo Hippi	5	19	1.86	3.3	79
TEAM TOTALS	35	121	2.24	5.5	73
Team Gaspari	#SH	PTS	DIF	SWP	PCT
4:Diana Gaspari	11	41	2.40	4.5	79
3:Giorgia Apollonio	13	40	1.66	3.1	63
2:Chiara Olivieri	15	55	1.80	3.6	76
1:Claudia Alvera	10	35	1.66	6.7	72
TEAM TOTALS	49	171	1.86	4.3	73




Shooting: (In-Turns)

Team Malmi	#SH	PTS	DIF	SWP	PCT
4:Anne Malmi	13	44	3.14	4.1	75
3:Oona Kauste	9	34	2.20	4.4	80
2:Heidi Hossi	8	25	2.12	6.3	65
1:Marjo Hippi	7	23	1.00	7.1	66
TEAM TOTALS	37	126	2.28	5.2	72
Team Gaspari	#SH	PTS	DIF	SWP	PCT
4:Diana Gaspari	9	34	2.04	2.6	79
3:Giorgia Apollonio	10	29	1.66	3.7	60
2:Chiara Olivieri	9	36	2.14	3.3	85
1:Claudia Alvera	7	24	1.42	5.7	70
TEAM TOTALS	35	123	1.84	3.7	73

Shooting: (Out-Turns)

Team Malmi	#SH	PTS	DIF	SWP	PCT
4:Anne Malmi	6	22	1.84	4.4	76
3:Oona Kauste	11	34	1.76	5.8	64
2:Heidi Hossi	12	38	1.92	5.8	67
1:Marjo Hippi	13	48	1.72	5.6	76
TEAM TOTALS	42	142	1.80	5.6	70
Team Gaspari	#SH	PTS	DIF	SWP	PCT
4:Diana Gaspari	11	38	2.36	6.1	74
3:Giorgia Apollonio	10	34	1.60	4.7	69
2:Chiara Olivieri	11	37	1.70	3.9	70
1:Claudia Alvera	13	39	1.42	5.6	61
TEAM TOTALS	45	148	1.76	5.1	68

Le Gruyere European Curling Championships --- Draw 13,
Sheet B

Team	HMR	1	2	3	4	5	6	7	8	9	10	Score
 Sweden Sigfridsson, M		3	0	5	3	0	1	X				12
 Russia Sidorova, A		0	1	0	0	1	0	X				2

View Detailed Scoreboard - Play CurlingZone Pick'em!

Shooting: (All Shots, All Turns)

Team	Sigfridsson	#SH	PTS	DIF	SWP	PCT
4: Maria Prytz		12	53	1.56	3.6	91
3: Christina Bertrup		12	50	1.58	5.6	86
2: Maria Wennerstroem		12	45	1.40	6.1	77
1: Margaretha Sigfridsson		12	41	1.26	4.7	69
TEAM TOTALS		48	189	1.46	5.0	81
Team	Sidorova	#SH	PTS	DIF	SWP	PCT
4: Anna Sidorova		12	44	1.60	6.7	75
3: Liudmila Privivkova		12	38	2.12	5.6	67
2: Margarita Fomina		12	33	1.50	6.7	56
1: Ekaterina Galkina		12	44	1.58	5.8	75
TEAM TOTALS		48	159	1.70	6.2	68

Shooting: (All Draws)

Team	Sigfridsson	#SH	PTS	DIF	SWP	PCT
4: Maria Prytz		1	3	1.00	0.0	60
3: Christina Bertrup		2	8	1.00	1.7	80
2: Maria Wennerstroem		5	17	1.20	5.3	69
1: Margaretha Sigfridsson		9	30	1.12	4.8	67
TEAM TOTALS		17	58	1.12	4.3	68
Team	Sidorova	#SH	PTS	DIF	SWP	PCT
4: Anna Sidorova		3	12	1.92	6.7	82
3: Liudmila Privivkova		6	20	1.84	6.7	70
2: Margarita Fomina		7	23	1.72	7.6	67
1: Ekaterina Galkina		11	40	1.54	6.1	74
TEAM TOTALS		27	95	1.70	6.7	72

Shooting: (All Hits)

Team	Sigfridsson	#SH	PTS	DIF	SWP	PCT
4: Maria Prytz		11	50	1.62	3.9	94
3: Christina Bertrup		10	42	1.70	6.3	87
2: Maria Wennerstroem		7	28	1.54	6.7	83
1: Margaretha Sigfridsson		3	11	1.66	4.4	76
TEAM TOTALS		31	131	1.64	5.4	87
Team	Sidorova	#SH	PTS	DIF	SWP	PCT
4: Anna Sidorova		9	32	1.48	6.7	72
3: Liudmila Privivkova		6	18	2.42	4.4	64
2: Margarita Fomina		5	10	1.20	5.3	41
1: Ekaterina Galkina		1	4	2.00	3.3	84
TEAM TOTALS		21	64	1.70	5.6	63




Shooting: (In-Turns)

Team	Sigfridsson	#SH	PTS	DIF	SWP	PCT
4: Maria Prytz		6	25	1.98	4.4	88
3: Christina Bertrup		5	22	1.46	4.7	90
2: Maria Wennerstroem		5	18	1.26	6.0	73
1: Margaretha Sigfridsson		4	17	1.50	4.2	87
TEAM TOTALS		20	82	1.58	4.8	85
Team	Sidorova	#SH	PTS	DIF	SWP	PCT
4: Anna Sidorova		5	15	1.92	7.3	62
3: Liudmila Privivkova		4	13	2.62	6.7	71
2: Margarita Fomina		5	8	1.80	7.3	33
1: Ekaterina Galkina		4	13	1.00	6.7	65
TEAM TOTALS		18	49	1.84	7.0	56

Shooting: (Out-Turns)

Team	Sigfridsson	#SH	PTS	DIF	SWP	PCT
4: Maria Prytz		6	28	1.16	2.8	94
3: Christina Bertrup		7	28	1.66	6.2	83
2: Maria Wennerstroem		7	27	1.50	6.2	80
1: Margaretha Sigfridsson		8	24	1.12	5.0	60
TEAM TOTALS		28	107	1.36	5.1	78
Team	Sidorova	#SH	PTS	DIF	SWP	PCT
4: Anna Sidorova		7	29	1.36	6.2	84
3: Liudmila Privivkova		8	25	1.88	5.0	65
2: Margarita Fomina		7	25	1.28	6.2	72
1: Ekaterina Galkina		8	31	1.88	5.4	80
TEAM TOTALS		30	110	1.62	5.7	75

Le Gruyere European Curling Championships --- Draw 13, Sheet C

Team	HMR	1	2	3	4	5	6	7	8	9	10	Score
 Czech Republic Klimova, L		0	0	1	0	0	1	0	X			2
 Scotland Muirhead, E		2	1	0	0	2	0	5	X			10

View Detailed Scoreboard - Play CurlingZone Pick'em!

Shooting: (All Shots, All Turns)

Team Klimova	#SH	PTS	DIF	SWP	PCT
4:Linda Klimova	14	40	1.82	4.8	59
3:Kamila Mosova	14	47	1.60	5.0	69
2:Anna Kubeskova	14	51	2.00	6.7	77
1:Katerina Urbanova	14	48	1.42	3.6	70
TEAM TOTALS	56	186	1.72	5.0	69
Team Muirhead	#SH	PTS	DIF	SWP	PCT
4:Eve Muirhead	14	65	1.58	5.0	95
3:Anna Sloan	14	51	1.80	3.6	76
2:Vicki Adams	14	55	2.36	4.0	84
1:Claire Hamilton	14	46	1.58	3.1	68
TEAM TOTALS	56	217	1.82	3.9	81

Shooting: (All Draws)

Team Klimova	#SH	PTS	DIF	SWP	PCT
4:Linda Klimova	7	12	1.86	5.2	35
3:Kamila Mosova	6	18	1.34	8.3	61
2:Anna Kubeskova	11	37	1.90	7.3	70
1:Katerina Urbanova	13	44	1.38	3.1	69
TEAM TOTALS	37	111	1.62	5.6	62
Team Muirhead	#SH	PTS	DIF	SWP	PCT
4:Eve Muirhead	9	41	1.78	7.0	95
3:Anna Sloan	3	6	2.34	0.0	43
2:Vicki Adams	1	5	3.00	3.3	100
1:Claire Hamilton	10	35	1.50	2.7	72
TEAM TOTALS	23	87	1.78	4.1	79

Shooting: (All Hits)

Team Klimova	#SH	PTS	DIF	SWP	PCT
4:Linda Klimova	7	28	1.78	4.3	82
3:Kamila Mosova	8	29	1.82	2.5	75
2:Anna Kubeskova	3	14	2.34	4.4	100
1:Katerina Urbanova	1	4	2.00	10.0	84
TEAM TOTALS	19	75	1.90	3.9	82
Team Muirhead	#SH	PTS	DIF	SWP	PCT
4:Eve Muirhead	5	24	1.20	1.3	97
3:Anna Sloan	11	45	1.66	4.5	85
2:Vicki Adams	13	50	2.30	4.1	82
1:Claire Hamilton	4	11	1.76	4.2	58
TEAM TOTALS	33	130	1.86	3.8	82




Shooting: (In-Turns)

Team Klimova	#SH	PTS	DIF	SWP	PCT
4:Linda Klimova	5	9	2.10	5.3	37
3:Kamila Mosova	7	23	1.28	6.7	66
2:Anna Kubeskova	4	15	2.00	5.0	79
1:Katerina Urbanova	2	8	1.50	5.0	82
TEAM TOTALS	18	55	1.70	5.7	63
Team Muirhead	#SH	PTS	DIF	SWP	PCT
4:Eve Muirhead	7	33	1.72	6.7	98
3:Anna Sloan	9	37	1.88	3.7	86
2:Vicki Adams	4	17	2.04	8.3	89
1:Claire Hamilton	7	25	1.58	4.3	74
TEAM TOTALS	27	112	1.78	5.3	86

Shooting: (Out-Turns)

Team Klimova	#SH	PTS	DIF	SWP	PCT
4:Linda Klimova	9	31	1.66	4.4	71
3:Kamila Mosova	7	24	1.92	3.3	71
2:Anna Kubeskova	10	36	2.00	7.3	75
1:Katerina Urbanova	12	40	1.42	3.3	68
TEAM TOTALS	38	131	1.72	4.6	71
Team Muirhead	#SH	PTS	DIF	SWP	PCT
4:Eve Muirhead	7	32	1.42	3.3	93
3:Anna Sloan	5	14	1.66	3.3	58
2:Vicki Adams	10	38	2.48	2.3	82
1:Claire Hamilton	7	21	1.58	1.9	62
TEAM TOTALS	29	105	1.86	2.6	76

Le Gruyere European Curling Championships --- Draw 13, Sheet D

Team	HMR	1	2	3	4	5	6	7	8	9	10	Score
 Germany Schoepp, A		1	2	0	1	1	0	3	1	X		9
 Hungary Szekeres, I		0	0	1	0	0	1	0	0	X		2

View Detailed Scoreboard - Play CurlingZone Pick'em!

Shooting: (All Shots, All Turns)

Team	#SH	PTS	DIF	SWP	PCT
Team Schoepp	15	62	2.02	6.2	87
4:Andrea Schoepp	15	62	2.02	6.2	87
3:Imogen Oona Lehmann	16	58	2.02	3.5	77
2:Stella Heiss	16	57	2.02	5.0	75
1:Corinna Scholz	15	62	1.54	5.6	85
TEAM TOTALS	62	239	1.90	5.1	81
Team Szekeres	16	52	1.60	5.4	67
4:Ildiko Szekeres	16	52	1.60	5.4	67
3:Alexandra Beres	16	50	1.84	3.1	65
2:Agnes Patonai	16	41	1.80	4.6	53
1:Boglarika Adam	16	58	1.44	4.0	74
TEAM TOTALS	64	201	1.66	4.3	65

Shooting: (All Draws)

Team	#SH	PTS	DIF	SWP	PCT
Team Schoepp	4	18	1.50	5.8	92
4:Andrea Schoepp	4	18	1.50	5.8	92
3:Imogen Oona Lehmann	5	14	1.60	2.7	58
2:Stella Heiss	3	9	2.00	2.2	63
1:Corinna Scholz	10	38	1.30	5.7	77
TEAM TOTALS	22	79	1.50	4.5	74
Team Szekeres	7	18	1.28	6.2	52
4:Ildiko Szekeres	7	18	1.28	6.2	52
3:Alexandra Beres	9	31	1.56	3.0	71
2:Agnes Patonai	8	20	1.50	5.0	51
1:Boglarika Adam	13	50	1.30	3.8	78
TEAM TOTALS	37	119	1.40	4.3	65

Shooting: (All Hits)

Team	#SH	PTS	DIF	SWP	PCT
Team Schoepp	11	44	2.22	6.4	84
4:Andrea Schoepp	11	44	2.22	6.4	84
3:Imogen Oona Lehmann	11	44	2.22	3.9	85
2:Stella Heiss	13	48	2.02	5.6	77
1:Corinna Scholz	5	24	2.00	5.3	100
TEAM TOTALS	40	160	2.12	5.3	84
Team Szekeres	9	34	1.84	4.8	79
4:Ildiko Szekeres	9	34	1.84	4.8	79
3:Alexandra Beres	7	19	2.22	3.3	58
2:Agnes Patonai	8	21	2.10	4.2	56
1:Boglarika Adam	3	8	2.00	4.4	56
TEAM TOTALS	27	82	2.02	4.2	64




Shooting: (In-Turns)

Team	#SH	PTS	DIF	SWP	PCT
Team Schoepp	6	24	1.88	6.7	83
4:Andrea Schoepp	6	24	1.88	6.7	83
3:Imogen Oona Lehmann	8	32	1.78	3.3	83
2:Stella Heiss	4	14	2.04	3.3	73
1:Corinna Scholz	2	8	2.00	6.7	84
TEAM TOTALS	20	78	1.88	4.7	81
Team Szekeres	10	33	1.66	6.3	68
4:Ildiko Szekeres	10	33	1.66	6.3	68
3:Alexandra Beres	9	30	1.84	3.7	69
2:Agnes Patonai	10	25	1.88	4.3	52
1:Boglarika Adam	10	36	1.30	5.0	73
TEAM TOTALS	39	124	1.66	4.9	66

Shooting: (Out-Turns)

Team	#SH	PTS	DIF	SWP	PCT
Team Schoepp	9	38	2.12	5.9	89
4:Andrea Schoepp	9	38	2.12	5.9	89
3:Imogen Oona Lehmann	8	26	2.28	3.8	70
2:Stella Heiss	12	43	2.00	5.6	75
1:Corinna Scholz	13	54	1.46	5.4	85
TEAM TOTALS	42	161	1.90	5.2	80
Team Szekeres	6	19	1.50	3.9	65
4:Ildiko Szekeres	6	19	1.50	3.9	65
3:Alexandra Beres	7	20	1.86	2.4	59
2:Agnes Patonai	6	16	1.66	5.0	55
1:Boglarika Adam	6	22	1.66	2.2	76
TEAM TOTALS	25	77	1.68	3.3	64

Le Gruyere European Curling Championships --- Draw 13,
Sheet E

Team	HMR	1	2	3	4	5	6	7	8	9	10	EE	Score
 Denmark Nielsen, L		1	0	1	2	0	0	0	1	0	1	2	8
 Switzerland Ott, M		0	2	0	0	2	1	0	0	1	0	0	6

View Detailed Scoreboard - Play CurlingZone Pick'em!

Shooting: (All Shots, All Turns)

Team	#SH	PTS	DIF	SWP	PCT
Team Nielsen	21	73	1.62	5.6	71
4:Lene Nielsen	22	81	1.86	5.9	77
3:Helle Simonsen	22	84	1.94	5.2	80
2:Jeanne Ellegaard	22	91	1.58	4.2	85
1: Maria Poulsen	87	329	1.74	5.2	78
TEAM TOTALS					
Team Ott	22	73	2.06	6.4	69
4:Mirjam Ott	22	87	2.18	6.5	83
3:Carmen Schaefer	22	89	2.54	4.4	87
2:Carmen Kueng	22	88	1.68	5.2	82
1:Janine Greiner	88	337	2.12	5.6	80
TEAM TOTALS					

Shooting: (All Draws)

Team	#SH	PTS	DIF	SWP	PCT
Team Nielsen	13	45	1.46	5.1	70
4:Lene Nielsen	9	34	1.78	4.8	78
3:Helle Simonsen	7	32	1.72	4.8	95
2:Jeanne Ellegaard	16	67	1.38	4.8	85
1: Maria Poulsen	45	178	1.54	4.9	81
TEAM TOTALS					
Team Ott	8	21	2.38	6.7	55
4:Mirjam Ott	4	14	2.00	6.7	73
3:Carmen Schaefer	3	13	1.66	2.2	89
2:Carmen Kueng	17	71	1.48	4.5	85
1:Janine Greiner	32	119	1.78	5.1	77
TEAM TOTALS					

Shooting: (All Hits)

Team	#SH	PTS	DIF	SWP	PCT
Team Nielsen	8	28	1.86	6.3	73
4:Lene Nielsen	13	47	1.92	6.7	76
3:Helle Simonsen	15	52	2.06	5.3	73
2:Jeanne Ellegaard	6	24	2.12	2.8	83
1: Maria Poulsen	42	151	1.98	5.6	75
TEAM TOTALS					
Team Ott	14	52	1.86	6.2	77
4:Mirjam Ott	18	73	2.22	6.5	86
3:Carmen Schaefer	19	76	2.68	4.7	86
2:Carmen Kueng	5	17	2.40	7.3	72
1:Janine Greiner	56	218	2.30	5.9	82
TEAM TOTALS					

Shooting: (In-Turns)

Team	#SH	PTS	DIF	SWP	PCT
Team Nielsen	13	43	1.66	5.4	68
4:Lene Nielsen	14	50	2.06	6.4	75
3:Helle Simonsen	10	40	1.80	5.3	83
2:Jeanne Ellegaard	13	59	1.46	5.1	93
1: Maria Poulsen	50	192	1.74	5.6	79
TEAM TOTALS					
Team Ott	11	29	1.96	6.4	54
4:Mirjam Ott	11	42	2.26	7.3	81
3:Carmen Schaefer	16	68	2.58	4.6	91
2:Carmen Kueng	17	68	1.64	4.7	82
1:Janine Greiner	55	207	2.10	5.5	79
TEAM TOTALS					

Shooting: (Out-Turns)

Team	#SH	PTS	DIF	SWP	PCT
Team Nielsen	8	30	1.54	5.8	77
4:Lene Nielsen	8	31	1.50	5.0	79
3:Helle Simonsen	12	44	2.06	5.0	77
2:Jeanne Ellegaard	9	32	1.76	3.0	73
1: Maria Poulsen	37	137	1.76	4.7	76
TEAM TOTALS					
Team Ott	11	44	2.14	6.4	83
4:Mirjam Ott	11	45	2.12	5.8	86
3:Carmen Schaefer	6	21	2.46	3.9	75
2:Carmen Kueng	5	20	1.80	6.7	83
1:Janine Greiner	33	130	2.14	5.8	83
TEAM TOTALS					

Le Gruyere European Curling Championships: Women - A Group Event Leaders

Division A -- Summary Statistics									
Team	GP	PF/G	PA/G	EF/G	EA/G	PF/E	PA/E	BE/G	
1. Scotland (Muirhead, E)	4	9.70	4.24	5.45	3.03	1.78	1.40	1.52	
2. Sweden (Sigfridsson, M)	4	8.82	5.88	4.71	4.12	1.88	1.43	1.18	
3. Russia (Sidorova, A)	4	8.97	6.90	5.52	3.45	1.63	2.00	1.03	
4. Denmark (Nielsen, L)	4	7.03	6.76	4.59	4.05	1.53	1.67	1.35	
5. Switzerland (Ott, M)	4	6.49	6.49	4.05	4.59	1.60	1.41	1.35	
6. Germany (Schoepp, A)	4	6.39	6.39	4.44	4.17	1.44	1.53	1.39	
7. Czech Republic (Klimova, L)	4	6.39	7.78	3.61	4.44	1.77	1.75	1.94	
8. Italy (Gaspari, D)	4	5.56	8.06	3.61	4.72	1.54	1.71	1.67	
9. Hungary (Szekeres, I)	4	5.56	8.06	3.89	5.00	1.43	1.61	1.11	
10. Finland (Malmi, A)	4	6.05	9.21	3.42	5.00	1.77	1.84	1.58	

GP = Games Played, W = Wins; L = Losses; PF/G = Points For per Game; PA/G = Points Against per Game; EF/G = Ends For per Game; EA/G = Ends Against per Game; PF/E = Points For per End; PA/E = Points Against per End; BE/G = Blanks Ends per Game.

Division A -- With Hammer													
Team	GP	EF	EA	4+	3	2	PF/E	PA/E	PF (%)	PA (%)	HE	SAE	
1. Finland (Malmi, A)	4	12	5	0-0	2-0	6-1	1.10	0.30	22 (96)	6 (17)	0.47	0.25	
2. Czech Republic (Klimova, L)	4	12	4	1-0	1-0	5-1	1.29	0.29	22 (96)	5 (18)	0.44	0.24	
3. Scotland (Muirhead, E)	4	11	1	3-0	0-0	2-0	1.64	0.07	23 (72)	1 (7)	0.42	0.07	
4. Switzerland (Ott, M)	4	12	5	0-0	0-1	7-2	0.95	0.45	19 (79)	9 (38)	0.41	0.25	
5. Sweden (Sigfridsson, M)	4	12	3	1-0	1-0	4-2	1.29	0.29	22 (73)	5 (25)	0.40	0.18	
6. Russia (Sidorova, A)	4	9	2	1-0	1-1	2-0	1.45	0.36	16 (62)	4 (20)	0.36	0.18	
7. Italy (Gaspari, D)	4	10	5	0-0	1-1	4-2	0.84	0.47	16 (80)	9 (31)	0.33	0.26	
8. Hungary (Szekeres, I)	4	10	6	0-0	1-0	3-1	0.79	0.37	15 (75)	7 (24)	0.25	0.32	
9. Denmark (Nielsen, L)	4	13	4	1-0	0-0	3-1	0.95	0.25	19 (73)	5 (20)	0.24	0.20	
10. Germany (Schoepp, A)	4	11	4	0-0	2-1	1-0	0.84	0.32	16 (70)	6 (26)	0.20	0.21	

GP = Games Played, EF = Ends for; 4+ = 4pts or more points scored for - 4pts or more points scored against; 3 = 3 points scored for - 3 points scored against; 2 = 2 points scored for - 2 points scored against; PF/E = Points scored per end; PA/E = Point against per end; PA (%) = Point for (% of points for); PA (%) = Point against (% of points against); HE = Hammer efficiency, % of time taking 2+ points with hammer; SAE = Stolen against efficiency, % of time giving a stolen end.

Event Leaders

Division A -- Without Hammer													
Team	GP	EF	EA	4+	3	2	PF/E	PA/E	PF (%)	PA (%)	FE	SE	
1. Switzerland (Ott, M)	4	3	12	0-0	1-1	0-1	0.29	0.88	5 (21)	15 (63)	0.83	0.18	
2. Sweden (Sigfridsson, M)	4	4	11	0-0	2-1	0-2	0.47	0.88	8 (27)	15 (75)	0.73	0.24	
3. Germany (Schoepp, A)	4	5	11	0-1	0-0	2-3	0.41	1.00	7 (30)	17 (74)	0.64	0.29	
4. Scotland (Muirhead, E)	4	7	9	0-0	0-0	2-4	0.47	0.68	9 (28)	13 (93)	0.56	0.37	
5. Russia (Sidorova, A)	4	7	8	0-1	1-1	1-2	0.56	0.89	10 (38)	16 (80)	0.50	0.39	
6. Denmark (Nielsen, L)	4	4	11	0-1	0-1	3-4	0.41	1.18	7 (27)	20 (80)	0.45	0.24	
7. Finland (Malmi, A)	4	1	14	0-3	0-1	0-4	0.06	1.61	1 (4)	29 (83)	0.43	0.06	
8. Italy (Gaspari, D)	4	3	12	0-0	0-1	1-6	0.24	1.18	4 (20)	20 (69)	0.42	0.18	
9. Czech Republic (Klimova, L)	4	1	12	0-1	0-1	0-5	0.05	1.21	1 (4)	23 (82)	0.42	0.05	
10. Hungary (Szekeres, I)	4	4	12	0-0	0-2	1-6	0.29	1.29	5 (25)	22 (76)	0.33	0.24	

GP = Games Played, EF = Ends for; 4+ = 4pts or more points scored for - 4pts or more points scored against; 3 = 3 points scored for - 3 points scored against; 2 = 2 points scored for - 2 points scored against; PF/E = Points scored per end; PA/E = Point against per end; PA (%) = Point for (% of points for); PA (%) = Point against (% of points against); FE = Force efficiency, % of time forcing 1 point without hammer; SE = Stolen against efficiency, % of time stealing an end.

Cumulative Stats Leaders By TEAM

TEAM	#Shots	Points	Difficulty	Sweeping	PCT
Sweden (Sigfridsson, M)	287	1076	1.82	5.6	77.8
Denmark (Nielsen, L)	294	1071	1.80	5.1	75.6
Russia (Sidorova, A)	237	857	1.84	5.2	75.2
Switzerland (Ott, M)	293	1041	2.04	5.1	74.4
Scotland (Muirhead, E)	263	936	1.86	5.3	74.0
Germany (Schoepp, A)	295	1029	1.80	6.0	72.3
Italy (Gaspari, D)	286	988	1.86	5.7	71.7
Finland (Malmi, A)	302	1006	1.96	5.3	69.7
Czech Republic (Klimova, L)	295	977	1.80	5.5	68.6
Hungary (Szekeres, I)	301	904	1.88	4.8	62.3

Cumulative Stats Leaders By Position

FOURTH	#Shots	Points	Difficulty	Sweeping	PCT
Maria Prytz (Sigfridsson)	71	261	1.94	5.6	76.4
Eve Muirhead (Muirhead)	66	242	1.92	5.8	76.3
Diana Gaspari (Gaspari)	71	252	2.30	5.4	75.1
Anna Sidorova (Sidorova)	58	204	2.10	5.3	73.8
Mirjam Ott (Ott)	72	252	2.12	5.5	73.4
Linda Klimova (Klimova)	74	259	1.84	5.2	72.2
Andrea Schoepp (Schoepp)	69	232	2.14	6.5	70.2
Lene Nielsen (Nielsen)	72	241	1.92	5.3	69.7
Anne Malmi (Malmi)	74	235	2.38	5.3	67.7
Ildiko Szekeres (Szekeres)	73	233	2.04	4.7	66.6
THIRD	#Shots	Points	Difficulty	Sweeping	PCT
Christina Bertrup (Sigfridsson)	72	274	1.96	5.8	79.6
Helle Simonsen (Nielsen)	74	272	1.86	5.6	76.6
Carmen Schaefer (Ott)	74	267	2.28	5.6	76.4
Liudmila Privivkova (Sidorova)	60	210	1.98	5.2	73.4
Imogen Oona Lehmann (Schoepp)	75	258	1.96	5.6	72.2
Oona Kauste (Malmi)	76	256	1.94	5.6	70.3
Anna Sloan (Muirhead)	66	219	2.02	5.1	69.5
Giorgia Apollonio (Gaspari)	72	229	1.88	5.7	66.0
Kamila Mosova (Klimova)	74	230	2.00	5.3	65.2
Alexandra Beres (Szekeres)	76	233	2.12	5.1	64.4

Cumulative Stats Leaders By Position

SECOND	#Shots	Points	Difficulty	Sweeping	PCT
Carmen Kueng (Ott)	74	278	2.14	5.0	79.3
Vicki Adams (Muirhead)	66	248	2.12	5.1	79.0
Anna Kubeskova (Klimova)	14	51	2.00	6.7	76.5
Margarita Fomina (Sidorova)	60	219	1.74	5.5	75.6
Chiara Olivieri (Gaspari)	72	256	1.88	5.3	74.0
Maria Wennerstroem (Sigfridsson)	72	256	1.78	5.5	73.9
Jeanne Ellegaard (Nielsen)	74	253	1.94	5.0	71.6
Heidi Hossi (Malmi)	76	253	2.04	5.3	70.2
Tereza Pliskova (Klimova)	60	194	2.02	5.8	67.9
Stella Heiss (Schoepp)	76	246	1.84	6.0	67.3
Agnes Patonai (Szekeres)	76	196	2.02	4.7	54.1

LEAD	#Shots	Points	Difficulty	Sweeping	PCT
Maria Poulsen (Nielsen)	74	305	1.52	4.5	84.5
Margaretha Sigfridsson (Sigfridsson)	72	285	1.58	5.6	81.2
Corinna Scholz (Schoepp)	75	293	1.32	6.0	79.4
Ekaterina Galkina (Sidorova)	59	224	1.58	4.9	78.0
Claudia Alvera (Gaspari)	71	251	1.38	6.3	71.8
Claire Hamilton (Muirhead)	65	227	1.38	5.2	71.3
Marjo Hippo (Malmi)	76	262	1.46	5.0	70.4
Janine Greiner (Ott)	73	244	1.62	4.3	68.5
Katerina Urbanova (Klimova)	73	243	1.36	5.6	67.6
Boglarika Adam (Szekeres)	76	242	1.34	4.6	64.5

Stats Explained

Below is important information describing the meaning of all statistics covered in this Stats Report:

HMR = Record with hammer to start game;
STL = Record without hammer to start game;
1-PT = Record in games decided by 1 point;
EE-H = Extra end record with hammer;
EE-S = Extra end record without hammer.

Game Statistics:

All game statistics are calculated based on 10 end games. For example, PF/G is calculated by taking the total points scored, multiplying by a constant (10) and dividing by the actual ends played.

PF/G = Points For per Game;
PA/G = Points Against per Game;
EF/G = Ends For per Game;
EA/G = Ends Against per Game;
BE/G = Blanks Ends per Game.

End Statistics:

PF/E = Points For per End. Total points scored divided by total ends taken. Offensive indicator.
PA/E = Points Against per End. Total points against divided by total ends against. Defensive indicator.

Efficiency Statistics:

HE = Hammer Efficiency = percentage of time taking 2 or more points with hammer. A team with a high hammer efficiency executes well with the hammer.

FE = Force Efficiency: percentage of time forcing 1 point without when the other team has the hammer. A team with a high force efficiency plays well defensively.

SE = Steal Efficiency = percentage of time stealing an end. A team with high steal efficiency is very good at stealing ends.

SAE = Steals Against Efficiency = percentage of time giving up a stolen end. A team with low steals against efficiency is very good at defending against stolen ends.

Player and Team Shooting Statistics:

Points (PTS) = Total Points Scored. X/5

Difficulty (DIF) = Average Degree of Difficulty. Degree of Difficulty is an automated micro-multiplier (between 1.000 - 1.200) based upon each shot thrown, including pre and post contact modifiers. Degree of difficulty factors into the overall Shooting Percentage.

Sweeping (SWP) = Average Sweep Factor. Average distance swept (percentage). Determines effective usage of sweepers for shots. Sweep factor is not factored into the overall Shooting Percentage.

Shooting Percentage (PCT) = Average Shooting Accuracy (percentage).