
















Le Gruyere European Curling Championships: Women - A Group
Draw W2: Sunday 9 December, 2012 -- 08:00

Team		HMR	1	2	3	4	5	6	7	8	9	10	Score
	Switzerland Ott, M		0	0	1	0	0	0	2	0	X		3
	Russia Sidorova, A		1	1	0	1	3	0	0	3	X		9
View Detailed Scoreboard - Play CurlingZone Pick'em!													
Team		HMR	1	2	3	4	5	6	7	8	9	10	Score
	Germany Schoepp, A		1	0	0	1	0	0	3	0	2	0	7
	Denmark Nielsen, L		0	1	0	0	4	0	0	2	0	1	8
View Detailed Scoreboard - Play CurlingZone Pick'em!													
Team		HMR	1	2	3	4	5	6	7	8	9	10	Score
	Hungary Szekeres, I		0	0	1	0	2	0	0	3	0	X	6
	Sweden Sigfridsson, M		0	1	0	2	0	2	1	0	2	X	8
View Detailed Scoreboard - Play CurlingZone Pick'em!													
Team		HMR	1	2	3	4	5	6	7	8	9	10	Score
	Czech Republic Klimova, L		0	0	0	3	0	2	0	1	0	4	10
	Finland Malmi, A		0	0	2	0	1	0	1	0	2	0	6
View Detailed Scoreboard - Play CurlingZone Pick'em!													
Team		HMR	1	2	3	4	5	6	7	8	9	10	Score
	Italy Gaspari, D		0	2	0	0	0	0	0	0	X		2
	Scotland Muirhead, E		1	0	1	0	1	1	2	2	X		8
View Detailed Scoreboard - Play CurlingZone Pick'em!													

Le Gruyere European Curling Championships: Women - A Group Standings

Team	GP	W	L	PCT	DSC
A GROUP					
 Russia Sidorova, A	2	2	0	1.000	3.50
 Denmark Nielsen, L	2	2	0	1.000	16.10
 Switzerland Ott, M	2	1	1	0.500	5.60
 Sweden Sigfridsson, M	2	1	1	0.500	21.20
 Scotland Muirhead, E	2	1	1	0.500	26.10
 Italy Gaspari, D	2	1	1	0.500	46.90
 Czech Republic Klimova, L	2	1	1	0.500	67.20
 Hungary Szekeres, I	2	1	1	0.500	92.40
 Germany Schoepp, A	2	0	2	0.000	59.00
 Finland Malmi, A	2	0	2	0.000	87.40

GP = Games Played, W = Wins; L = Losses; PCT = Winning Percentage; DSC = Tiebreaker Shootout Distance.
";

**Le Gruyere European Curling Championships: Women - A Group
DSC Results**

Team	Cumulative		Games
 Russia Sidorova, A	3.50cm	44.10*	3.50
 Switzerland Ott, M	5.60cm	40.20*	5.60
 Denmark Nielsen, L	16.10cm	16.10	64.00*
 Sweden Sigfridsson, M	21.20cm	26.90*	21.20
 Scotland Muirhead, E	26.10cm	67.80*	26.10
 Italy Gaspari, D	46.90cm	117.40*	46.90
 Germany Schoepp, A	59.00cm	164.90*	59.00
 Czech Republic Klimova, L	67.20cm	67.20	111.00*
 Finland Malmi, A	87.40cm	156.90*	87.40
 Hungary Szekeres, I	92.40cm	143.00*	92.40

* = shootout dropped from cumulative total.

Le Gruyere European Curling Championships --- Draw 8, Sheet A

Team		HMR	1	2	3	4	5	6	7	8	9	10	Score
	Switzerland Ott, M		0	0	1	0	0	0	2	0	X		3
	Russia Sidorova, A		1	1	0	1	3	0	0	3	X		9

View Detailed Scoreboard - Play CurlingZone Pick'em!

Shooting: (All Shots, All Turns)

Team	#SH	PTS	DIF	SWP	PCT
Team Ott	15	48	1.98	5.6	67
4:Mirjam Ott	15	48	1.98	5.6	67
3:Carmen Schaefer	16	56	1.86	5.2	72
2:Carmen Kueng	16	58	1.64	4.8	75
1:Janine Greiner	16	60	1.18	2.7	76
TEAM TOTALS	63	222	1.66	4.6	72
Team Sidorova	16	58	2.38	4.4	77
4:Anna Sidorova	16	58	2.38	4.4	77
3:Liudmila Privivkova	16	52	1.72	4.4	67
2:Margarita Fomina	16	66	1.56	4.2	85
1:Ekaterina Galkina	16	65	1.54	4.6	84
TEAM TOTALS	64	241	1.80	4.4	78

Shooting: (All Draws)

Team	#SH	PTS	DIF	SWP	PCT
Team Ott	4	13	1.76	2.5	68
4:Mirjam Ott	4	13	1.76	2.5	68
3:Carmen Schaefer	11	42	1.72	4.8	79
2:Carmen Kueng	10	38	1.50	5.0	78
1:Janine Greiner	11	39	1.10	1.5	71
TEAM TOTALS	36	132	1.48	3.6	75
Team Sidorova	3	13	1.66	5.6	89
4:Anna Sidorova	3	13	1.66	5.6	89
3:Liudmila Privivkova	1	0	1.00	10.0	0
1:Ekaterina Galkina	8	28	1.26	3.8	71
TEAM TOTALS	12	41	1.34	4.7	70

Shooting: (All Hits)

Team	#SH	PTS	DIF	SWP	PCT
Team Ott	11	35	2.06	6.7	67
4:Mirjam Ott	11	35	2.06	6.7	67
3:Carmen Schaefer	5	14	2.16	6.0	58
2:Carmen Kueng	6	20	1.84	4.4	69
1:Janine Greiner	5	21	1.40	5.3	85
TEAM TOTALS	27	90	1.92	5.8	69
Team Sidorova	13	45	2.56	4.1	74
4:Anna Sidorova	13	45	2.56	4.1	74
3:Liudmila Privivkova	15	52	1.76	4.0	72
2:Margarita Fomina	16	66	1.56	4.2	85
1:Ekaterina Galkina	8	37	1.84	5.4	96
TEAM TOTALS	52	200	1.90	4.3	80




Shooting: (In-Turns)

Team	#SH	PTS	DIF	SWP	PCT
Team Ott	8	25	2.04	7.1	65
4:Mirjam Ott	8	25	2.04	7.1	65
3:Carmen Schaefer	9	34	1.98	4.4	78
2:Carmen Kueng	9	37	1.48	3.7	84
1:Janine Greiner	9	36	1.34	3.3	81
TEAM TOTALS	35	132	1.70	4.6	77
Team Sidorova	10	33	2.24	3.3	70
4:Anna Sidorova	10	33	2.24	3.3	70
3:Liudmila Privivkova	4	15	1.24	4.2	76
2:Margarita Fomina	4	17	1.58	0.8	87
1:Ekaterina Galkina	5	18	1.66	6.0	75
TEAM TOTALS	23	83	1.82	3.6	75

Shooting: (Out-Turns)

Team	#SH	PTS	DIF	SWP	PCT
Team Ott	7	23	1.92	3.8	70
4:Mirjam Ott	7	23	1.92	3.8	70
3:Carmen Schaefer	7	22	1.72	6.2	65
2:Carmen Kueng	7	21	1.82	6.2	63
1:Janine Greiner	7	24	1.00	1.9	69
TEAM TOTALS	28	90	1.62	4.5	66
Team Sidorova	6	25	2.64	6.1	89
4:Anna Sidorova	6	25	2.64	6.1	89
3:Liudmila Privivkova	12	37	1.88	4.4	64
2:Margarita Fomina	12	49	1.54	5.3	84
1:Ekaterina Galkina	11	47	1.48	3.9	88
TEAM TOTALS	41	158	1.78	4.8	80

**Le Gruyere European Curling Championships --- Draw 8,
Sheet B**

Team	HMR	1	2	3	4	5	6	7	8	9	10	Score
 Germany Schoepp, A		1	0	0	1	0	0	3	0	2	0	7
 Denmark Nielsen, L		0	1	0	0	4	0	0	2	0	1	8

View Detailed Scoreboard - Play CurlingZone Pick'em!

Shooting: (All Shots, All Turns)

Team Schoepp	#SH	PTS	DIF	SWP	PCT
4:Andrea Schoepp	18	61	2.14	6.3	70
3:Imogen Oona Lehmann	20	64	1.78	6.3	67
2:Stella Heiss	20	67	1.70	5.5	69
1:Corinna Scholz	20	77	1.36	4.5	78
TEAM TOTALS	78	269	1.74	5.6	71
Team Nielsen	#SH	PTS	DIF	SWP	PCT
4:Lene Nielsen	20	67	2.20	5.0	71
3:Helle Simonsen	20	77	1.72	5.8	80
2:Jeanne Ellegaard	20	69	1.88	4.5	72
1:Maria Poulsen	20	82	1.42	4.7	84
TEAM TOTALS	80	295	1.80	5.0	77

Shooting: (All Draws)

Team Schoepp	#SH	PTS	DIF	SWP	PCT
4:Andrea Schoepp	7	26	1.86	6.2	76
3:Imogen Oona Lehmann	10	31	1.70	6.7	65
2:Stella Heiss	14	44	1.86	5.2	66
1:Corinna Scholz	16	59	1.44	4.8	75
TEAM TOTALS	47	160	1.68	5.5	70
Team Nielsen	#SH	PTS	DIF	SWP	PCT
4:Lene Nielsen	5	15	1.80	8.7	62
3:Helle Simonsen	7	25	1.58	4.3	73
2:Jeanne Ellegaard	3	7	2.00	4.4	49
1:Maria Poulsen	16	64	1.38	4.2	81
TEAM TOTALS	31	111	1.54	4.9	73

Shooting: (All Hits)

Team Schoepp	#SH	PTS	DIF	SWP	PCT
4:Andrea Schoepp	11	35	2.34	6.4	66
3:Imogen Oona Lehmann	10	33	1.86	6.0	69
2:Stella Heiss	6	23	1.34	6.1	78
1:Corinna Scholz	4	18	1.00	3.3	90
TEAM TOTALS	31	109	1.82	5.8	72
Team Nielsen	#SH	PTS	DIF	SWP	PCT
4:Lene Nielsen	15	52	2.34	3.8	73
3:Helle Simonsen	13	52	1.80	6.7	84
2:Jeanne Ellegaard	17	62	1.86	4.5	76
1:Maria Poulsen	4	18	1.62	6.7	92
TEAM TOTALS	49	184	1.96	5.0	79




Shooting: (In-Turns)

Team Schoepp	#SH	PTS	DIF	SWP	PCT
4:Andrea Schoepp	5	17	2.20	6.7	71
3:Imogen Oona Lehmann	8	26	1.68	6.7	68
2:Stella Heiss	4	14	1.76	6.7	73
1:Corinna Scholz	6	23	1.16	4.4	78
TEAM TOTALS	23	80	1.68	6.1	72
Team Nielsen	#SH	PTS	DIF	SWP	PCT
4:Lene Nielsen	6	22	2.08	6.1	77
3:Helle Simonsen	5	8	1.40	5.3	32
2:Jeanne Ellegaard	9	31	1.94	5.2	73
1:Maria Poulsen	7	24	1.64	4.8	71
TEAM TOTALS	27	85	1.80	5.3	66

Shooting: (Out-Turns)

Team Schoepp	#SH	PTS	DIF	SWP	PCT
4:Andrea Schoepp	13	44	2.12	6.2	70
3:Imogen Oona Lehmann	12	38	1.84	6.1	66
2:Stella Heiss	16	53	1.68	5.2	68
1:Corinna Scholz	14	54	1.42	4.5	79
TEAM TOTALS	55	189	1.76	5.5	71
Team Nielsen	#SH	PTS	DIF	SWP	PCT
4:Lene Nielsen	14	45	2.26	4.5	68
3:Helle Simonsen	15	69	1.82	6.0	96
2:Jeanne Ellegaard	11	38	1.82	3.9	72
1:Maria Poulsen	13	58	1.30	4.6	91
TEAM TOTALS	53	210	1.80	4.8	82

Le Gruyere European Curling Championships --- Draw 8,
Sheet C

Team	HMR	1	2	3	4	5	6	7	8	9	10	Score
 Hungary Szekeres, I		0	0	1	0	2	0	0	3	0	X	6
 Sweden Sigfridsson, M		0	1	0	2	0	2	1	0	2	X	8

View Detailed Scoreboard - Play CurlingZone Pick'em!

Shooting: (All Shots, All Turns)

Team	#SH	PTS	DIF	SWP	PCT
Team Szekeres					
4:Ildiko Szekeres	19	57	2.48	3.2	64
3:Alexandra Beres	20	57	2.94	4.3	62
2:Agnes Patonai	20	47	2.22	4.0	50
1:Boglarka Adam	20	57	1.40	4.5	58
TEAM TOTALS	79	218	2.26	4.0	58
Team Sigfridsson					
4:Maria Prytz	20	67	2.16	4.3	71
3:Christina Bertrup	20	71	2.06	5.7	75
2:Maria Wennerstroem	20	75	1.58	3.0	77
1:Margaretha Sigfridsson	20	81	1.66	4.8	83
TEAM TOTALS	80	294	1.86	4.5	77

Shooting: (All Draws)

Team	#SH	PTS	DIF	SWP	PCT
Team Szekeres					
4:Ildiko Szekeres	7	23	2.00	4.3	68
3:Alexandra Beres	3	9	3.66	2.2	68
2:Agnes Patonai	4	7	3.00	5.8	39
1:Boglarka Adam	16	53	1.26	4.4	67
TEAM TOTALS	30	92	1.90	4.3	64
Team Sigfridsson					
4:Maria Prytz	9	32	1.76	4.8	74
3:Christina Bertrup	9	31	1.22	5.2	70
2:Maria Wennerstroem	14	49	1.58	3.1	73
1:Margaretha Sigfridsson	17	69	1.48	4.5	83
TEAM TOTALS	49	181	1.50	4.3	76

Shooting: (All Hits)

Team	#SH	PTS	DIF	SWP	PCT
Team Szekeres					
4:Ildiko Szekeres	12	34	2.76	2.5	61
3:Alexandra Beres	17	48	2.80	4.7	61
2:Agnes Patonai	16	40	2.04	3.5	53
1:Boglarka Adam	4	4	2.00	5.0	21
TEAM TOTALS	49	126	2.48	3.8	55
Team Sigfridsson					
4:Maria Prytz	11	35	2.50	3.9	68
3:Christina Bertrup	11	40	2.72	6.1	79
2:Maria Wennerstroem	6	26	1.62	2.8	89
1:Margaretha Sigfridsson	3	12	2.76	6.7	86
TEAM TOTALS	31	113	2.44	4.7	78

Shooting: (In-Turns)

Team	#SH	PTS	DIF	SWP	PCT
Team Szekeres					
4:Ildiko Szekeres	10	33	2.50	4.3	70
3:Alexandra Beres	12	32	3.14	3.9	59
2:Agnes Patonai	10	25	1.84	3.0	52
1:Boglarka Adam	12	33	1.42	5.0	56
TEAM TOTALS	44	123	2.22	4.1	59
Team Sigfridsson					
4:Maria Prytz	13	44	2.08	4.6	71
3:Christina Bertrup	12	46	1.76	5.6	80
2:Maria Wennerstroem	9	34	1.78	3.3	79
1:Margaretha Sigfridsson	9	36	1.70	5.2	82
TEAM TOTALS	43	160	1.84	4.7	78

Shooting: (Out-Turns)

Team	#SH	PTS	DIF	SWP	PCT
Team Szekeres					
4:Ildiko Szekeres	9	24	2.44	1.9	56
3:Alexandra Beres	8	25	2.62	5.0	67
2:Agnes Patonai	10	22	2.62	5.0	48
1:Boglarka Adam	8	24	1.38	3.8	61
TEAM TOTALS	35	95	2.30	3.9	58
Team Sigfridsson					
4:Maria Prytz	7	23	2.32	3.8	69
3:Christina Bertrup	8	25	2.50	5.8	68
2:Maria Wennerstroem	11	41	1.42	2.7	76
1:Margaretha Sigfridsson	11	45	1.64	4.5	84
TEAM TOTALS	37	134	1.88	4.1	75

Le Gruyere European Curling Championships --- Draw 8, Sheet D

Team	HMR	1	2	3	4	5	6	7	8	9	10	Score
Czech Republic Klimova, L		0	0	0	3	0	2	0	1	0	4	10
Finland Malmi, A		0	0	2	0	1	0	1	0	2	0	6

View Detailed Scoreboard - Play CurlingZone Pick'em!

Shooting: (All Shots, All Turns)

Team Klimova	#SH	PTS	DIF	SWP	PCT
4:Linda Klimova	20	76	1.90	4.0	79
3:Kamila Mosova	20	70	2.24	3.7	74
2:Tereza Pliskova	20	70	1.74	5.3	72
1:Katerina Urbanova	20	70	1.26	6.3	71
TEAM TOTALS	80	286	1.78	4.8	74
Team Malmi	#SH	PTS	DIF	SWP	PCT
4:Anne Malmi	19	62	2.34	3.5	70
3:Oona Kauste	20	71	1.76	4.7	74
2:Heidi Hossi	20	69	2.00	5.5	73
1:Marjo Hippi	20	64	1.56	5.0	66
TEAM TOTALS	79	266	1.90	4.7	70

Shooting: (All Draws)

Team Klimova	#SH	PTS	DIF	SWP	PCT
4:Linda Klimova	5	15	1.80	4.0	62
3:Kamila Mosova	3	11	1.34	4.4	74
2:Tereza Pliskova	5	20	1.60	4.0	82
1:Katerina Urbanova	17	61	1.24	5.7	73
TEAM TOTALS	30	107	1.40	5.0	73
Team Malmi	#SH	PTS	DIF	SWP	PCT
4:Anne Malmi	9	25	2.22	3.3	60
3:Oona Kauste	9	27	2.12	4.4	64
2:Heidi Hossi	6	18	1.84	5.0	62
1:Marjo Hippi	17	53	1.64	4.5	64
TEAM TOTALS	41	123	1.90	4.3	63

Shooting: (All Hits)

Team Klimova	#SH	PTS	DIF	SWP	PCT
4:Linda Klimova	15	61	1.92	4.0	85
3:Kamila Mosova	17	59	2.40	3.5	74
2:Tereza Pliskova	15	50	1.80	5.8	69
1:Katerina Urbanova	3	9	1.34	10.0	60
TEAM TOTALS	50	179	2.02	4.7	75
Team Malmi	#SH	PTS	DIF	SWP	PCT
4:Anne Malmi	10	37	2.46	3.7	79
3:Oona Kauste	11	44	1.46	4.8	82
2:Heidi Hossi	14	51	2.08	5.7	77
1:Marjo Hippi	3	11	1.00	7.8	73
TEAM TOTALS	38	143	1.92	5.1	79




Shooting: (In-Turns)

Team Klimova	#SH	PTS	DIF	SWP	PCT
4:Linda Klimova	10	36	2.24	4.3	76
3:Kamila Mosova	7	21	1.96	3.3	63
2:Tereza Pliskova	9	32	1.88	7.4	74
1:Katerina Urbanova	7	17	1.42	6.7	49
TEAM TOTALS	33	106	1.90	5.5	67
Team Malmi	#SH	PTS	DIF	SWP	PCT
4:Anne Malmi	5	17	2.00	4.0	71
3:Oona Kauste	8	26	2.00	5.8	69
2:Heidi Hossi	11	39	2.14	5.8	75
1:Marjo Hippi	10	33	1.50	5.3	67
TEAM TOTALS	34	115	1.90	5.4	71

Shooting: (Out-Turns)

Team Klimova	#SH	PTS	DIF	SWP	PCT
4:Linda Klimova	10	40	1.56	3.7	82
3:Kamila Mosova	13	49	2.40	3.8	80
2:Tereza Pliskova	11	38	1.64	3.6	71
1:Katerina Urbanova	13	53	1.16	6.2	82
TEAM TOTALS	47	180	1.70	4.4	79
Team Malmi	#SH	PTS	DIF	SWP	PCT
4:Anne Malmi	14	45	2.46	3.3	69
3:Oona Kauste	12	45	1.58	3.9	77
2:Heidi Hossi	9	30	1.84	5.2	69
1:Marjo Hippi	10	31	1.60	4.7	64
TEAM TOTALS	45	151	1.92	4.1	70

**Le Gruyere European Curling Championships --- Draw 8,
Sheet E**

Team	HMR	1	2	3	4	5	6	7	8	9	10	Score
 Italy Gaspari, D		0	2	0	0	0	0	0	0	X		2
 Scotland Muirhead, E		1	0	1	0	1	1	2	2	X		8

View Detailed Scoreboard - Play CurlingZone Pick'em!

Shooting: (All Shots, All Turns)

Team Gaspari	#SH	PTS	DIF	SWP	PCT
4:Diana Gaspari	16	45	2.86	6.9	61
3:Giorgia Apollonio	16	57	1.88	7.5	74
2:Chiara Olivieri	16	54	1.80	6.3	70
1:Claudia Alvera	16	50	1.34	6.5	63
TEAM TOTALS	64	206	1.96	6.8	67
Team Muirhead	#SH	PTS	DIF	SWP	PCT
4:Eve Muirhead	16	67	2.18	5.4	88
3:Anna Sloan	16	54	2.10	5.6	71
2:Vicki Adams	16	57	2.06	6.5	75
1:Claire Hamilton	15	48	1.02	5.6	64
TEAM TOTALS	63	226	1.86	5.8	75

Shooting: (All Draws)

Team Gaspari	#SH	PTS	DIF	SWP	PCT
4:Diana Gaspari	7	18	2.42	5.7	54
3:Giorgia Apollonio	6	22	1.50	7.8	75
2:Chiara Olivieri	5	20	1.80	6.0	83
1:Claudia Alvera	13	41	1.24	5.9	64
TEAM TOTALS	31	101	1.64	6.2	67
Team Muirhead	#SH	PTS	DIF	SWP	PCT
4:Eve Muirhead	10	42	1.90	6.0	88
3:Anna Sloan	9	30	1.78	5.2	70
2:Vicki Adams	12	43	1.76	6.4	74
1:Claire Hamilton	14	43	1.00	5.7	61
TEAM TOTALS	45	158	1.56	5.9	72

Shooting: (All Hits)

Team Gaspari	#SH	PTS	DIF	SWP	PCT
4:Diana Gaspari	9	27	3.20	7.8	65
3:Giorgia Apollonio	10	35	2.10	7.3	74
2:Chiara Olivieri	11	34	1.80	6.4	64
1:Claudia Alvera	3	9	1.78	8.9	62
TEAM TOTALS	33	105	2.28	7.3	67
Team Muirhead	#SH	PTS	DIF	SWP	PCT
4:Eve Muirhead	6	25	2.66	4.4	89
3:Anna Sloan	7	24	2.52	6.2	73
2:Vicki Adams	4	14	3.00	6.7	77
1:Claire Hamilton	1	5	1.34	3.3	100
TEAM TOTALS	18	68	2.62	5.6	81

Shooting: (In-Turns)

Team Gaspari	#SH	PTS	DIF	SWP	PCT
4:Diana Gaspari	7	19	3.36	7.6	59
3:Giorgia Apollonio	7	25	2.00	7.6	75
2:Chiara Olivieri	10	34	1.64	6.0	70
1:Claudia Alvera	13	41	1.26	6.4	64
TEAM TOTALS	37	119	1.90	6.8	67
Team Muirhead	#SH	PTS	DIF	SWP	PCT
4:Eve Muirhead	9	41	2.34	4.1	96
3:Anna Sloan	5	14	2.80	6.7	62
2:Vicki Adams	9	33	1.88	7.4	76
1:Claire Hamilton	6	18	1.06	5.6	60
TEAM TOTALS	29	106	2.02	5.9	77

Shooting: (Out-Turns)

Team Gaspari	#SH	PTS	DIF	SWP	PCT
4:Diana Gaspari	9	26	2.48	6.3	62
3:Giorgia Apollonio	9	32	1.78	7.4	73
2:Chiara Olivieri	6	20	2.06	6.7	70
1:Claudia Alvera	3	9	1.66	6.7	62
TEAM TOTALS	27	87	2.06	6.8	67
Team Muirhead	#SH	PTS	DIF	SWP	PCT
4:Eve Muirhead	7	26	2.00	7.1	78
3:Anna Sloan	11	40	1.78	5.2	75
2:Vicki Adams	7	24	2.28	5.2	73
1:Claire Hamilton	9	30	1.00	5.6	67
TEAM TOTALS	34	120	1.72	5.7	73

Le Gruyere European Curling Championships: Women - A Group Event Leaders

Division A -- Summary Statistics									
Team	GP	PF/G	PA/G	EF/G	EA/G	PF/E	PA/E	BE/G	
1. Russia (Sidorova, A)	2	9.41	3.53	5.88	2.94	1.60	1.20	1.18	
2. Denmark (Nielsen, L)	2	8.00	5.50	5.00	3.50	1.60	1.57	1.50	
3. Scotland (Muirhead, E)	2	6.11	3.89	5.00	2.78	1.22	1.40	2.22	
4. Hungary (Szekeres, I)	2	6.84	6.32	4.21	3.68	1.63	1.71	2.11	
5. Czech Republic (Klimova, L)	2	6.50	6.50	3.00	4.00	2.17	1.63	3.00	
6. Sweden (Sigfridsson, M)	2	6.32	7.37	4.21	4.74	1.50	1.56	1.05	
7. Italy (Gaspari, D)	2	5.00	6.11	2.78	4.44	1.80	1.38	2.78	
8. Switzerland (Ott, M)	2	4.44	6.67	3.33	4.44	1.33	1.50	2.22	
9. Germany (Schoepp, A)	2	5.26	7.89	3.68	4.74	1.43	1.67	1.58	
10. Finland (Malmi, A)	2	5.00	8.50	3.00	4.50	1.67	1.89	2.50	

GP = Games Played, W = Wins; L = Losses; PF/G = Points For per Game; PA/G = Points Against per Game; EF/G = Ends For per Game; EA/G = Ends Against per Game; PF/E = Points For per End; PA/E = Points Against per End; BE/G = Blanks Ends per Game.

Division A -- With Hammer													
Team	GP	EF	EA	4+	3	2	PF/E	PA/E	PF (%)	PA (%)	HE	SAE	
1. Czech Republic (Klimova, L)	2	6	2	1-0	1-0	2-1	1.44	0.33	13 (100)	3 (23)	0.50	0.22	
2. Sweden (Sigfridsson, M)	2	7	2	0-0	0-0	4-1	1.10	0.30	11 (92)	3 (21)	0.44	0.20	
3. Hungary (Szekeres, I)	2	5	2	0-0	1-0	2-0	0.90	0.20	9 (69)	2 (17)	0.43	0.20	
4. Russia (Sidorova, A)	2	6	1	0-0	1-0	2-0	1.43	0.14	10 (63)	1 (17)	0.43	0.14	
5. Denmark (Nielsen, L)	2	8	0	1-0	0-0	2-0	1.44	0.00	13 (81)	0 (0)	0.38	0.00	
6. Finland (Malmi, A)	2	5	3	0-0	1-0	2-1	0.90	0.40	9 (90)	4 (24)	0.38	0.30	
7. Italy (Gaspari, D)	2	3	4	0-0	1-0	1-2	0.55	0.55	6 (67)	6 (55)	0.29	0.36	
8. Switzerland (Ott, M)	2	5	3	0-0	0-1	2-0	0.64	0.45	7 (88)	5 (42)	0.25	0.27	
9. Germany (Schoepp, A)	2	6	2	0-0	1-0	1-0	0.82	0.18	9 (90)	2 (13)	0.25	0.18	
10. Scotland (Muirhead, E)	2	4	1	0-0	0-0	0-0	0.67	0.17	4 (36)	1 (14)	0.00	0.17	

GP = Games Played, EF = Ends for; 4+ = 4pts or more points scored for - 4pts or more points scored against; 3 = 3 points scored for - 3 points scored against; 2 = 2 points scored for - 2 points scored against; PF/E = Points scored per end; PA/E = Point against per end; PA (%) = Point for (% of points for); PA (%) = Point against (% of points against); HE = Hammer efficiency, % of time taking 2+ points with hammer; SAE = Stolen against efficiency, % of time giving a stolen end.

Event Leaders

Division A -- Without Hammer													
Team	GP	EF	EA	4+	3	2	PF/E	PA/E	PF (%)	PA (%)	FE	SE	
1. Switzerland (Ott, M)	2	1	5	0-0	0-1	0-0	0.14	1.00	1 (13)	7 (58)	0.80	0.14	
2. Italy (Gaspari, D)	2	2	4	0-0	0-0	1-1	0.43	0.71	3 (33)	5 (45)	0.75	0.29	
3. Russia (Sidorova, A)	2	4	4	0-0	1-0	0-1	0.60	0.50	6 (38)	5 (83)	0.75	0.40	
4. Sweden (Sigfridsson, M)	2	1	7	0-0	0-1	0-2	0.11	1.22	1 (8)	11 (79)	0.57	0.11	
5. Denmark (Nielsen, L)	2	2	7	0-0	0-1	1-2	0.27	1.00	3 (19)	11 (100)	0.57	0.18	
6. Scotland (Muirhead, E)	2	5	4	0-0	0-0	2-2	0.58	0.50	7 (64)	6 (86)	0.50	0.42	
7. Czech Republic (Klimova, L)	2	0	6	0-0	0-1	0-2	0.00	0.91	0 (0)	10 (77)	0.50	0.00	
8. Germany (Schoepp, A)	2	1	7	0-1	0-0	0-3	0.13	1.63	1 (10)	13 (87)	0.43	0.13	
9. Finland (Malmi, A)	2	1	6	0-1	0-1	0-2	0.10	1.30	1 (10)	13 (76)	0.33	0.10	
10. Hungary (Szekeres, I)	2	3	5	0-0	0-1	1-3	0.44	1.11	4 (31)	10 (83)	0.20	0.33	

GP = Games Played, EF = Ends for; 4+ = 4pts or more points scored for - 4pts or more points scored against; 3 = 3 points scored for - 3 points scored against; 2 = 2 points scored for - 2 points scored against; PF/E = Points scored per end; PA/E = Point against per end; PA (%) = Point for (% of points for); PA (%) = Point against (% of points against); FE = Force efficiency, % of time forcing 1 point without hammer; SE = Stolen against efficiency, % of time stealing an end.

Cumulative Stats Leaders By TEAM

TEAM	#Shots	Points	Difficulty	Sweeping	PCT
Russia (Sidorova, A)	141	519	1.86	5.2	76.6
Denmark (Nielsen, L)	160	584	1.86	5.2	76.0
Sweden (Sigfridsson, M)	160	581	1.96	5.4	75.8
Italy (Gaspari, D)	142	486	1.90	6.2	71.2
Scotland (Muirhead, E)	143	484	2.04	5.7	70.9
Czech Republic (Klimova, L)	160	544	1.88	5.5	70.7
Germany (Schoepp, A)	154	513	1.74	5.9	68.7
Switzerland (Ott, M)	142	464	2.08	4.9	68.6
Finland (Malmi, A)	159	514	1.94	5.0	67.5
Hungary (Szekeres, I)	158	468	2.02	4.5	61.9

Cumulative Stats Leaders By Position

FOURTH	#Shots	Points	Difficulty	Sweeping	PCT
Diana Gaspari (Gaspari)	35	125	2.50	6.0	75.9
Linda Klimova (Klimova)	40	146	1.96	5.3	75.8
Lene Nielsen (Nielsen)	40	142	2.12	5.0	74.6
Anna Sidorova (Sidorova)	34	119	2.20	5.3	73.8
Maria Prytz (Sigfridsson)	40	137	2.20	5.3	72.1
Eve Muirhead (Muirhead)	36	122	2.30	6.0	71.8
Mirjam Ott (Ott)	34	109	2.24	5.6	67.9
Ildiko Szekeres (Szekeres)	38	121	2.28	3.6	66.9
Andrea Schoepp (Schoepp)	35	109	2.22	6.4	64.9
Anne Malmi (Malmi)	39	110	2.26	5.0	59.7

THIRD	#Shots	Points	Difficulty	Sweeping	PCT
Helle Simonsen (Nielsen)	40	148	1.88	5.7	77.4
Christina Bertrup (Sigfridsson)	40	142	2.14	6.0	75.1
Liudmila Privivkova (Sidorova)	36	128	1.88	5.1	74.2
Kamila Mosova (Klimova)	40	135	2.14	4.9	71.2
Oona Kauste (Malmi)	40	135	1.94	5.2	70.5
Imogen Oona Lehmann (Schoepp)	39	130	1.90	6.3	69.7
Giorgia Apollonio (Gaspari)	36	119	1.76	6.0	68.4
Carmen Schaefer (Ott)	36	115	2.30	5.6	67.4
Anna Sloan (Muirhead)	36	113	2.32	5.4	66.7
Alexandra Beres (Szekeres)	40	123	2.40	5.1	65.4

Cumulative Stats Leaders By Position

SECOND	#Shots	Points	Difficulty	Sweeping	PCT
Margarita Fomina (Sidorova)	36	142	1.76	5.2	81.8
Carmen Kueng (Ott)	36	128	2.18	5.3	75.2
Vicki Adams (Muirhead)	36	126	2.18	5.8	73.8
Maria Wennerstroem (Sigfridsson)	40	138	1.86	4.9	71.8
Heidi Hossi (Malmi)	40	135	2.06	5.3	71.3
Chiara Olivieri (Gaspari)	36	121	1.94	6.2	70.3
Tereza Pliskova (Klimova)	40	129	2.10	5.7	68.1
Jeanne Ellegaard (Nielsen)	40	129	1.94	5.1	67.8
Stella Heiss (Schoepp)	40	125	1.66	5.4	64.4
Agnes Patonai (Szekeres)	40	107	2.08	4.6	56.3
LEAD	#Shots	Points	Difficulty	Sweeping	PCT
Maria Poulsen (Nielsen)	40	165	1.52	5.2	84.4
Margaretha Sigfridsson (Sigfridsson)	40	164	1.66	5.4	84.4
Ekaterina Galkina (Sidorova)	35	130	1.62	5.3	76.6
Corinna Scholz (Schoepp)	40	149	1.26	5.6	75.4
Claire Hamilton (Muirhead)	35	123	1.30	5.5	71.5
Claudia Alvera (Gaspari)	35	121	1.44	6.7	70.3
Marjo Hippi (Malmi)	40	134	1.48	4.8	68.4
Katerina Urbanova (Klimova)	40	134	1.36	6.3	67.9
Janine Greiner (Ott)	36	112	1.58	3.3	63.8
Boglarka Adam (Szekeres)	40	117	1.36	4.7	59.2

Stats Explained

Below is important information describing the meaning of all statistics covered in this Stats Report:

HMR = Record with hammer to start game;
STL = Record without hammer to start game;
1-PT = Record in games decided by 1 point;
EE-H = Extra end record with hammer;
EE-S = Extra end record without hammer.

Game Statistics:

All game statistics are calculated based on 10 end games. For example, PF/G is calculated by taking the total points scored, multiplying by a constant (10) and dividing by the actual ends played.

PF/G = Points For per Game;
PA/G = Points Against per Game;
EF/G = Ends For per Game;
EA/G = Ends Against per Game;
BE/G = Blanks Ends per Game.

End Statistics:

PF/E = Points For per End. Total points scored divided by total ends taken. Offensive indicator.
PA/E = Points Against per End. Total points against divided by total ends against. Defensive indicator.

Efficiency Statistics:

HE = Hammer Efficiency = percentage of time taking 2 or more points with hammer. A team with a high hammer efficiency executes well with the hammer.

FE = Force Efficiency: percentage of time forcing 1 point without when the other team has the hammer. A team with a high force efficiency plays well defensively.

SE = Steal Efficiency = percentage of time stealing an end. A team with high steal efficiency is very good at stealing ends.

SAE = Steals Against Efficiency = percentage of time giving up a stolen end. A team with low steals against efficiency is very good at defending against stolen ends.

Player and Team Shooting Statistics:

Points (PTS) = Total Points Scored. X/5

Difficulty (DIF) = Average Degree of Difficulty. Degree of Difficulty is an automated micro-multiplier (between 1.000 - 1.200) based upon each shot thrown, including pre and post contact modifiers. Degree of difficulty factors into the overall Shooting Percentage.

Sweeping (SWP) = Average Sweep Factor. Average distance swept (percentage). Determines effective usage of sweepers for shots. Sweep factor is not factored into the overall Shooting Percentage.

Shooting Percentage (PCT) = Average Shooting Accuracy (percentage).