

Le Gruyere European Curling Championships: Men - A Group
Draw M7: Tuesday 11 December, 2012 -- 16:00











Team	HMR	1	2	3	4	5	6	7	8	9	10	Score
Denmark Stjerne, R		1	0	0	2	2	0	3	0	1	X	9
Sweden Edin, N		0	1	2	0	0	1	0	1	0	X	5
View Detailed Scoreboard - Play CurlingZone Pick'em!												
Team	HMR	1	2	3	4	5	6	7	8	9	10	Score
Switzerland Michel, S		0	0	0	1	0	0	2	0	X		3
Czech Republic Snitil, J		0	1	1	0	2	1	0	3	X		8
View Detailed Scoreboard - Play CurlingZone Pick'em!												
Team	HMR	1	2	3	4	5	6	7	8	9	10	Score
Norway Ulsrud, T		1	0	1	0	2	0	2	0	0	X	6
Germany Lang, A		0	0	0	2	0	1	0	0	1	X	4
View Detailed Scoreboard - Play CurlingZone Pick'em!												
Team	HMR	1	2	3	4	5	6	7	8	9	10	Score
Scotland Brewster, T		0	3	0	3	0	1	2	0	0	X	9
France Dufour, T		2	0	1	0	1	0	0	2	1	X	7
View Detailed Scoreboard - Play CurlingZone Pick'em!												
Team	HMR	1	2	3	4	5	6	7	8	9	10	Score
Russia Drozdov, A		0	1	0	2	2	0	0	2	0	X	7
Hungary Nagy, G		0	0	2	0	0	1	1	0	0	X	4
View Detailed Scoreboard - Play CurlingZone Pick'em!												

Le Gruyere European Curling Championships: Men - A Group
Standings




Team	GP	W	L	PCT	DSC
A GROUP					
Norway Ulsrud, T	7	6	1	0.857	29.72
Sweden Edin, N	7	6	1	0.857	38.12
Czech Republic Snitil, J	7	5	2	0.714	18.05
Denmark Stjerne, R	7	5	2	0.714	72.75
Russia Drozdov, A	7	4	3	0.571	20.22
Switzerland Michel, S	7	4	3	0.571	20.30
Scotland Brewster, T	7	3	4	0.429	62.02
Germany Lang, A	7	1	6	0.143	21.30
France Dufour, T	7	1	6	0.143	42.15
Hungary Nagy, G	7	0	7	0.000	11.83

GP = Games Played, W = Wins; L = Losses; PCT = Winning Percentage; DSC = Tiebreaker Shootout Distance.
 " ;

**Le Gruyere European Curling Championships: Men - A Group
DSC Results**

Team	Average	Games							
 Hungary Nagy, G	11.83cm	0.00	37.80	6.80	185.40*	7.40	7.10	11.90	
 Czech Republic Snitil, J	18.05cm	9.40	58.60*	41.50	9.00	0.00	30.00	18.40	
 Russia Drozдов, A	20.22cm	49.50	13.50	0.00	0.00	0.00	81.00*	58.30	
 Switzerland Michel, S	20.30cm	149.70*	0.00	59.10	3.90	15.70	6.50	36.60	
 Germany Lang, A	21.30cm	22.70	185.40*	0.00	0.00	3.30	31.20	70.60	
 Norway Ulsrud, T	29.72cm	19.50	13.20	66.90*	54.30	36.00	0.00	55.30	
 Sweden Edin, N	38.12cm	34.70	185.40*	158.80	35.20	0.00	0.00	0.00	
 France Dufour, T	42.15cm	154.70*	50.90	0.00	18.50	61.20	114.90	7.40	
 Scotland Brewster, T	62.02cm	48.70	2.30	43.90	185.40*	27.30	185.40	64.50	
 Denmark Stjerne, R	72.75cm	185.40*	14.70	14.50	27.00	15.90	179.00	185.40	
		* = shootout dropped from total.							

Le Gruyere European Curling Championships --- Draw 21, Sheet A

Team		HMR	1	2	3	4	5	6	7	8	9	10	Score
	Denmark Stjerne, R		1	0	0	2	2	0	3	0	1	X	9
	Sweden Edin, N		0	1	2	0	0	1	0	1	0	X	5

[View Detailed Scoreboard - Play CurlingZone Pick'em!](#)

Shooting: (All Shots, All Turns)

Team	#SH	PTS	DIF	SWP	PCT
Team Stjerne					
4:Rasmus Stjerne	18	56	2.14	4.6	65
3:Johnny Frederiksen	18	75	2.34	4.3	88
2:Mikkel Poulsen	18	72	2.32	4.1	85
1:Troels Harry	18	70	1.66	5.6	80
TEAM TOTALS	72	273	2.12	4.6	80
Team Edin					
4:Niklas Edin	18	53	2.24	7.0	62
3:Sebastian Kraupp	18	55	2.98	5.2	67
2:Fredrik Lindberg	18	66	2.58	5.9	79
1:Viktor Kjall	18	80	1.28	3.1	90
TEAM TOTALS	72	254	2.26	5.3	75

Shooting: (All Draws)

Team	#SH	PTS	DIF	SWP	PCT
Team Stjerne					
4:Rasmus Stjerne	7	25	1.72	4.8	74
3:Johnny Frederiksen	6	25	2.16	3.3	88
2:Mikkel Poulsen	7	28	2.00	6.2	84
1:Troels Harry	16	67	1.50	6.0	86
TEAM TOTALS	36	145	1.76	5.4	84
Team Edin					
4:Niklas Edin	9	25	2.34	7.8	59
3:Sebastian Kraupp	9	27	2.34	5.6	64
2:Fredrik Lindberg	10	35	1.80	5.7	73
1:Viktor Kjall	18	80	1.28	3.1	90
TEAM TOTALS	46	167	1.80	5.1	75

Shooting: (All Hits)

Team	#SH	PTS	DIF	SWP	PCT
Team Stjerne					
4:Rasmus Stjerne	11	31	2.40	4.5	60
3:Johnny Frederiksen	12	50	2.42	4.7	89
2:Mikkel Poulsen	11	44	2.54	2.7	85
1:Troels Harry	2	3	3.00	1.7	33
TEAM TOTALS	36	128	2.48	3.9	76
Team Edin					
4:Niklas Edin	9	28	2.14	6.3	65
3:Sebastian Kraupp	9	28	3.62	4.8	70
2:Fredrik Lindberg	8	31	3.58	6.3	87
TEAM TOTALS	26	87	3.10	5.8	74




Shooting: (In-Turns)

Team	#SH	PTS	DIF	SWP	PCT
Team Stjerne					
4:Rasmus Stjerne	10	23	2.10	5.0	48
3:Johnny Frederiksen	5	18	2.56	3.3	76
2:Mikkel Poulsen	5	21	1.94	2.0	88
1:Troels Harry	11	43	1.72	5.8	81
TEAM TOTALS	31	105	2.02	4.5	71
Team Edin					
4:Niklas Edin	7	22	1.78	6.7	64
3:Sebastian Kraupp	7	25	3.46	3.3	80
2:Fredrik Lindberg	7	25	3.30	4.8	80
1:Viktor Kjall	15	67	1.26	3.6	90
TEAM TOTALS	36	139	2.18	4.4	81

Shooting: (Out-Turns)

Team	#SH	PTS	DIF	SWP	PCT
Team Stjerne					
4:Rasmus Stjerne	8	33	2.18	4.2	86
3:Johnny Frederiksen	13	57	2.26	4.6	93
2:Mikkel Poulsen	13	51	2.48	4.9	84
1:Troels Harry	7	27	1.58	5.2	79
TEAM TOTALS	41	168	2.20	4.7	86
Team Edin					
4:Niklas Edin	11	31	2.54	7.3	61
3:Sebastian Kraupp	11	30	2.66	6.4	59
2:Fredrik Lindberg	11	41	2.14	6.7	79
1:Viktor Kjall	3	13	1.34	1.1	88
TEAM TOTALS	36	115	2.34	6.3	68

Le Gruyere European Curling Championships --- Draw 21, Sheet B

Team	HMR	1	2	3	4	5	6	7	8	9	10	Score
 Switzerland Michel, S		0	0	0	1	0	0	2	0	X		3
 Czech Republic Snitil, J		0	1	1	0	2	1	0	3	X		8

View Detailed Scoreboard - Play CurlingZone Pick'em!

Shooting: (All Shots, All Turns)

Team Michel	#SH	PTS	DIF	SWP	PCT
4:Sven Michel	16	54	1.94	5.6	71
3:Claudio Paetz	16	42	2.42	4.6	56
2:Sandro Trolliet	16	46	1.68	5.0	60
1:Simon Gempeler	16	57	1.32	5.0	72
TEAM TOTALS	64	199	1.84	5.1	65
Team Snitil	#SH	PTS	DIF	SWP	PCT
4:Jiri Snitil	16	61	1.86	5.0	80
3:Martin Snitil	16	53	1.58	4.8	68
2:Jakub Bares	16	59	1.70	4.8	77
1:Jindrich Kitzberger	16	59	1.26	4.6	75
TEAM TOTALS	64	232	1.60	4.8	75

Shooting: (All Draws)

Team Michel	#SH	PTS	DIF	SWP	PCT
4:Sven Michel	9	27	1.56	5.9	62
3:Claudio Paetz	6	17	2.00	3.9	60
2:Sandro Trolliet	6	13	1.50	6.1	45
1:Simon Gempeler	14	53	1.36	4.8	77
TEAM TOTALS	35	110	1.54	5.1	65
Team Snitil	#SH	PTS	DIF	SWP	PCT
4:Jiri Snitil	10	42	1.90	4.7	88
3:Martin Snitil	5	19	1.40	3.3	77
2:Jakub Bares	6	23	1.66	5.6	80
1:Jindrich Kitzberger	13	51	1.24	4.4	79
TEAM TOTALS	34	135	1.52	4.5	82

Shooting: (All Hits)

Team Michel	#SH	PTS	DIF	SWP	PCT
4:Sven Michel	7	27	2.42	5.2	83
3:Claudio Paetz	10	25	2.68	5.0	54
2:Sandro Trolliet	10	33	1.80	4.3	69
1:Simon Gempeler	2	4	1.00	6.7	40
TEAM TOTALS	29	89	2.20	4.9	65
Team Snitil	#SH	PTS	DIF	SWP	PCT
4:Jiri Snitil	6	19	1.80	5.6	66
3:Martin Snitil	11	34	1.66	5.5	64
2:Jakub Bares	10	36	1.74	4.3	75
1:Jindrich Kitzberger	3	8	1.34	5.6	54
TEAM TOTALS	30	97	1.68	5.1	67




Shooting: (In-Turns)

Team Michel	#SH	PTS	DIF	SWP	PCT
4:Sven Michel	6	16	1.58	5.6	55
3:Claudio Paetz	7	18	3.00	5.7	57
2:Sandro Trolliet	10	28	1.64	4.0	58
1:Simon Gempeler	15	54	1.34	5.3	73
TEAM TOTALS	38	116	1.76	5.1	63
Team Snitil	#SH	PTS	DIF	SWP	PCT
4:Jiri Snitil	8	28	1.82	4.6	73
3:Martin Snitil	11	33	1.62	4.5	62
2:Jakub Bares	10	36	2.10	6.0	76
1:Jindrich Kitzberger	9	36	1.22	4.1	81
TEAM TOTALS	38	133	1.70	4.8	73

Shooting: (Out-Turns)

Team Michel	#SH	PTS	DIF	SWP	PCT
4:Sven Michel	10	38	2.16	5.7	81
3:Claudio Paetz	9	24	1.98	3.7	56
2:Sandro Trolliet	6	18	1.78	6.7	63
1:Simon Gempeler	1	3	1.00	0.0	60
TEAM TOTALS	26	83	1.96	5.0	67
Team Snitil	#SH	PTS	DIF	SWP	PCT
4:Jiri Snitil	8	33	1.92	5.4	86
3:Martin Snitil	5	20	1.46	5.3	82
2:Jakub Bares	6	23	1.06	2.8	77
1:Jindrich Kitzberger	7	23	1.28	5.2	67
TEAM TOTALS	26	99	1.46	4.7	78

Le Gruyere European Curling Championships --- Draw 21, Sheet C

Team	HMR	1	2	3	4	5	6	7	8	9	10	Score
 Norway Ulsrud, T		1	0	1	0	2	0	2	0	0	X	6
 Germany Lang, A		0	0	0	2	0	1	0	0	1	X	4

View Detailed Scoreboard - Play CurlingZone Pick'em!

Shooting: (All Shots, All Turns)

Team	#SH	PTS	DIF	SWP	PCT
Team Ulsrud					
4:Thomas Ulsrud	19	68	2.52	3.7	76
3:Torger Nergaard	20	62	2.44	3.0	67
2:Christoffer Svae	20	63	1.78	3.0	65
1:Haavard Vad Petersson	19	74	1.64	3.5	81
TEAM TOTALS	78	267	2.10	3.3	72
Team Lang					
4:Andreas Lang	18	53	2.22	4.4	61
3:Markus Messenzehl	20	73	2.00	4.0	77
2:Daniel Neuner	20	57	1.80	4.3	59
1:Andreas Kempf	20	70	1.60	3.7	72
TEAM TOTALS	78	253	1.90	4.1	67

Shooting: (All Draws)

Team	#SH	PTS	DIF	SWP	PCT
Team Ulsrud					
4:Thomas Ulsrud	6	28	2.34	3.9	100
3:Torger Nergaard	5	13	2.00	2.7	54
2:Christoffer Svae	6	22	1.16	2.2	74
1:Haavard Vad Petersson	12	44	1.42	3.1	75
TEAM TOTALS	29	107	1.66	3.0	76
Team Lang					
4:Andreas Lang	8	24	1.88	5.0	61
3:Markus Messenzehl	11	40	1.90	3.6	76
2:Daniel Neuner	9	36	1.44	3.3	82
1:Andreas Kempf	16	61	1.32	3.7	77
TEAM TOTALS	44	161	1.60	3.9	75

Shooting: (All Hits)

Team	#SH	PTS	DIF	SWP	PCT
Team Ulsrud					
4:Thomas Ulsrud	13	40	2.60	3.6	66
3:Torger Nergaard	15	49	2.60	3.1	71
2:Christoffer Svae	14	41	2.06	3.3	61
1:Haavard Vad Petersson	7	30	2.04	4.3	90
TEAM TOTALS	49	160	2.36	3.5	69
Team Lang					
4:Andreas Lang	10	29	2.50	4.0	62
3:Markus Messenzehl	9	33	2.12	4.4	78
2:Daniel Neuner	11	21	2.10	5.2	40
1:Andreas Kempf	4	9	2.76	3.3	49
TEAM TOTALS	34	92	2.30	4.4	57




Shooting: (In-Turns)

Team	#SH	PTS	DIF	SWP	PCT
Team Ulsrud					
4:Thomas Ulsrud	9	35	1.70	3.7	80
3:Torger Nergaard	14	49	2.16	2.9	74
2:Christoffer Svae	8	18	2.68	3.3	48
1:Haavard Vad Petersson	7	24	1.58	4.3	71
TEAM TOTALS	38	126	2.06	3.4	69
Team Lang					
4:Andreas Lang	8	27	2.54	5.0	71
3:Markus Messenzehl	7	25	1.28	4.8	73
2:Daniel Neuner	11	30	1.90	6.1	57
1:Andreas Kempf	14	54	1.36	3.8	78
TEAM TOTALS	40	136	1.74	4.8	70

Shooting: (Out-Turns)

Team	#SH	PTS	DIF	SWP	PCT
Team Ulsrud					
4:Thomas Ulsrud	10	33	3.26	3.7	73
3:Torger Nergaard	6	13	3.12	3.3	50
2:Christoffer Svae	12	45	1.20	2.8	76
1:Haavard Vad Petersson	12	50	1.70	3.1	86
TEAM TOTALS	40	141	2.14	3.2	74
Team Lang					
4:Andreas Lang	10	26	1.98	4.0	53
3:Markus Messenzehl	13	48	2.38	3.6	79
2:Daniel Neuner	9	27	1.66	2.2	62
1:Andreas Kempf	6	16	2.16	3.3	56
TEAM TOTALS	38	117	2.08	3.3	65

Le Gruyere European Curling Championships --- Draw 21, Sheet D

Team	HMR	1	2	3	4	5	6	7	8	9	10	Score
 Scotland Brewster, T		0	3	0	3	0	1	2	0	0	X	9
 France Dufour, T		2	0	1	0	1	0	0	2	1	X	7

View Detailed Scoreboard - Play CurlingZone Pick'em!

Shooting: (All Shots, All Turns)

Team	#SH	PTS	DIF	SWP	PCT
Team Brewster					
4:Tom Brewster	19	62	1.38	4.6	66
3:Greg Drummond	20	79	1.78	5.0	82
2:Scott Andrews	20	79	1.82	4.3	82
1:Michael Goodfellow	19	63	1.78	6.0	69
TEAM TOTALS	78	283	1.70	5.0	75
Team Dufour					
4:Tony Angiboust	20	63	1.62	5.8	65
3:Lionel Roux	20	62	1.80	5.7	65
2:Wilfrid Coulot	20	63	1.62	5.2	65
1:Jeremy Frarier	20	62	1.42	4.7	63
TEAM TOTALS	80	250	1.62	5.3	64

Shooting: (All Draws)

Team	#SH	PTS	DIF	SWP	PCT
Team Brewster					
4:Tom Brewster	9	25	1.66	4.1	57
3:Greg Drummond	5	17	2.50	5.3	74
2:Scott Andrews	5	16	2.20	4.7	68
1:Michael Goodfellow	13	45	1.54	6.2	71
TEAM TOTALS	32	103	1.82	5.2	67
Team Dufour					
4:Tony Angiboust	8	26	1.50	6.7	67
3:Lionel Roux	14	42	1.78	5.7	62
2:Wilfrid Coulot	14	45	1.72	5.2	66
1:Jeremy Frarier	18	55	1.28	4.8	62
TEAM TOTALS	54	168	1.56	5.4	64

Shooting: (All Hits)

Team	#SH	PTS	DIF	SWP	PCT
Team Brewster					
4:Tom Brewster	10	37	1.14	5.0	74
3:Greg Drummond	15	62	1.54	4.9	85
2:Scott Andrews	15	63	1.68	4.2	87
1:Michael Goodfellow	6	18	2.30	5.6	65
TEAM TOTALS	46	180	1.60	4.8	81
Team Dufour					
4:Tony Angiboust	12	37	1.70	5.3	64
3:Lionel Roux	6	20	1.80	5.6	70
2:Wilfrid Coulot	6	18	1.38	5.0	61
1:Jeremy Frarier	2	7	2.76	3.3	76
TEAM TOTALS	26	82	1.74	5.1	66




Shooting: (In-Turns)

Team	#SH	PTS	DIF	SWP	PCT
Team Brewster					
4:Tom Brewster	9	31	1.52	5.2	70
3:Greg Drummond	7	29	1.84	5.2	87
2:Scott Andrews	9	33	1.96	4.4	77
1:Michael Goodfellow	7	28	1.96	6.2	85
TEAM TOTALS	32	121	1.80	5.2	79
Team Dufour					
4:Tony Angiboust	10	27	1.84	5.3	56
3:Lionel Roux	11	30	1.72	6.7	56
2:Wilfrid Coulot	10	31	1.54	5.3	63
1:Jeremy Frarier	16	50	1.46	5.0	64
TEAM TOTALS	47	138	1.62	5.5	60

Shooting: (Out-Turns)

Team	#SH	PTS	DIF	SWP	PCT
Team Brewster					
4:Tom Brewster	10	31	1.26	4.0	63
3:Greg Drummond	13	50	1.74	4.9	80
2:Scott Andrews	11	46	1.70	4.2	86
1:Michael Goodfellow	12	35	1.68	5.8	60
TEAM TOTALS	46	162	1.62	4.8	72
Team Dufour					
4:Tony Angiboust	10	36	1.40	6.3	74
3:Lionel Roux	9	32	1.88	4.4	74
2:Wilfrid Coulot	10	32	1.70	5.0	66
1:Jeremy Frarier	4	12	1.26	3.3	61
TEAM TOTALS	33	112	1.60	5.1	70

Le Gruyere European Curling Championships --- Draw 21, Sheet E

Team	HMR	1	2	3	4	5	6	7	8	9	10	Score
 Russia Drozdov, A		0	1	0	2	2	0	0	2	0	X	7
 Hungary Nagy, G		0	0	2	0	0	1	1	0	0	X	4

View Detailed Scoreboard - Play CurlingZone Pick'em!

Shooting: (All Shots, All Turns)

Team	#SH	PTS	DIF	SWP	PCT
Team Drozdov					
4:Andrey Drozdov	19	68	2.48	3.5	77
3:Alexey Stukalskiy	20	69	3.00	4.2	75
2:Alexey Tselousov	20	74	2.24	5.0	78
1:Petr Dron	18	70	1.56	5.0	80
TEAM TOTALS	77	281	2.34	4.4	77
Team Nagy					
4:Krisztian Hall	18	54	2.68	5.7	65
3:Gyeorgy Nagy	20	65	2.48	5.5	70
2:Gabor Ezsol	20	64	2.54	5.0	69
1:Lajos Belleli	20	80	1.66	6.3	82
TEAM TOTALS	78	263	2.32	5.6	72

Shooting: (All Draws)

Team	#SH	PTS	DIF	SWP	PCT
Team Drozdov					
4:Andrey Drozdov	12	46	2.16	3.6	81
3:Alexey Stukalskiy	6	26	1.84	2.8	90
2:Alexey Tselousov	5	21	2.00	3.3	88
1:Petr Dron	15	61	1.54	4.9	83
TEAM TOTALS	38	154	1.84	3.9	84
Team Nagy					
4:Krisztian Hall	9	27	1.78	6.3	62
3:Gyeorgy Nagy	12	43	2.34	6.7	76
2:Gabor Ezsol	11	32	1.90	5.5	61
1:Lajos Belleli	20	80	1.66	6.3	82
TEAM TOTALS	52	182	1.88	6.2	73

Shooting: (All Hits)

Team	#SH	PTS	DIF	SWP	PCT
Team Drozdov					
4:Andrey Drozdov	7	22	3.02	3.3	69
3:Alexey Stukalskiy	14	43	3.50	4.8	69
2:Alexey Tselousov	15	53	2.34	5.6	75
1:Petr Dron	3	9	1.66	5.6	62
TEAM TOTALS	39	127	2.82	4.9	70
Team Nagy					
4:Krisztian Hall	9	27	3.60	5.2	68
3:Gyeorgy Nagy	8	22	2.68	3.8	60
2:Gabor Ezsol	9	32	3.30	4.4	80
TEAM TOTALS	26	81	3.22	4.5	70

Shooting: (In-Turns)

Team	#SH	PTS	DIF	SWP	PCT
Team Drozdov					
4:Andrey Drozdov	10	28	2.38	2.0	60
3:Alexey Stukalskiy	14	42	2.98	3.8	65
2:Alexey Tselousov	11	41	2.46	5.5	79
1:Petr Dron	4	12	2.00	5.8	63
TEAM TOTALS	39	123	2.58	4.0	68
Team Nagy					
4:Krisztian Hall	10	32	3.24	7.0	71
3:Gyeorgy Nagy	5	13	3.02	5.3	58
2:Gabor Ezsol	11	33	2.72	5.8	66
1:Lajos Belleli	15	61	1.60	6.4	83
TEAM TOTALS	41	139	2.48	6.3	72

Shooting: (Out-Turns)

Team	#SH	PTS	DIF	SWP	PCT
Team Drozdov					
4:Andrey Drozdov	9	40	2.60	5.2	96
3:Alexey Stukalskiy	6	27	3.02	5.0	99
2:Alexey Tselousov	9	33	1.98	4.4	76
1:Petr Dron	14	58	1.42	4.8	84
TEAM TOTALS	38	158	2.08	4.8	87
Team Nagy					
4:Krisztian Hall	8	22	2.00	4.2	58
3:Gyeorgy Nagy	15	52	2.28	5.6	74
2:Gabor Ezsol	9	31	2.30	4.1	73
1:Lajos Belleli	5	19	1.80	6.0	79
TEAM TOTALS	37	124	2.16	5.0	71

Le Gruyere European Curling Championships: Men - A Group Event Leaders

Division A -- Summary Statistics									
Team	GP	PF/G	PA/G	EF/G	EA/G	PF/E	PA/E	BE/G	
1. Sweden (Edin, N)	7	10.19	5.09	5.66	3.40	1.80	1.50	0.94	
2. Denmark (Stjerne, R)	7	8.83	5.83	4.83	3.83	1.83	1.52	1.33	
3. Norway (Ulsrud, T)	7	7.69	5.08	4.62	3.54	1.67	1.43	1.85	
4. Switzerland (Michel, S)	7	7.03	5.94	3.59	4.22	1.96	1.41	2.19	
5. Czech Republic (Snitil, J)	7	6.67	6.03	4.92	3.65	1.35	1.65	1.43	
6. Russia (Drozdov, A)	7	6.51	5.87	4.60	3.81	1.41	1.54	1.59	
7. Scotland (Brewster, T)	7	5.81	7.26	3.55	4.84	1.64	1.50	1.61	
8. France (Dufour, T)	7	5.47	7.66	4.06	4.84	1.35	1.58	1.09	
9. Germany (Lang, A)	7	4.39	8.95	3.33	4.91	1.32	1.82	1.75	
10. Hungary (Nagy, G)	7	4.41	9.15	3.05	5.08	1.44	1.80	1.86	

GP = Games Played, W = Wins; L = Losses; PF/G = Points For per Game; PA/G = Points Against per Game; EF/G = Ends For per Game; EA/G = Ends Against per Game; PF/E = Points For per End; PA/E = Points Against per End; BE/G = Blanks Ends per Game.

Division A -- With Hammer													
Team	GP	EF	EA	4+	3	2	PF/E	PA/E	PF (%)	PA (%)	HE	SAE	
1. Sweden (Edin, N)	7	16	3	0-0	4-0	6-2	1.25	0.21	30 (56)	5 (19)	0.53	0.13	
2. Norway (Ulsrud, T)	7	21	3	1-0	4-0	7-0	1.22	0.09	39 (78)	3 (9)	0.50	0.09	
3. Denmark (Stjerne, R)	7	17	5	1-0	3-0	6-1	1.33	0.25	32 (60)	6 (17)	0.45	0.21	
4. Switzerland (Michel, S)	7	19	9	2-0	4-1	5-0	1.03	0.30	38 (84)	11 (29)	0.39	0.24	
5. Scotland (Brewster, T)	7	19	8	0-1	2-0	8-1	1.03	0.43	31 (86)	13 (29)	0.37	0.27	
6. Russia (Drozdov, A)	7	19	6	0-0	0-0	7-3	0.87	0.30	26 (63)	9 (24)	0.28	0.20	
7. Czech Republic (Snitil, J)	7	21	5	0-1	1-0	6-1	0.97	0.30	29 (69)	9 (24)	0.27	0.17	
8. Hungary (Nagy, G)	7	13	16	0-1	0-2	7-3	0.59	0.76	20 (77)	26 (48)	0.24	0.47	
9. France (Dufour, T)	7	18	12	0-0	0-0	7-4	0.78	0.50	25 (71)	16 (33)	0.23	0.38	
10. Germany (Lang, A)	7	17	10	0-1	0-1	5-2	0.69	0.53	22 (88)	17 (33)	0.19	0.31	

GP = Games Played, EF = Ends for; 4+ = 4pts or more points scored for - 4pts or more points scored against; 3 = 3 points scored for - 3 points scored against; 2 = 2 points scored for - 2 points scored against; PF/E = Points scored per end; PA/E = Point against per end; PA (%) = Point for (% of points for); PA (%) = Point against (% of points against); HE = Hammer efficiency, % of time taking 2+ points with hammer; SAE = Stolen against efficiency, % of time giving a stolen end.

Event Leaders

Division A -- Without Hammer													
Team	GP	EF	EA	4+	3	2	PF/E	PA/E	PF (%)	PA (%)	FE	SE	
1. Scotland (Brewster, T)	7	3	22	0-0	0-2	2-6	0.16	1.00	5 (14)	32 (71)	0.64	0.09	
2. Russia (Drozdov, A)	7	10	18	1-0	0-3	2-4	0.45	0.85	15 (37)	28 (76)	0.61	0.30	
3. Denmark (Stjerne, R)	7	12	18	1-1	1-2	3-4	0.58	0.81	21 (40)	29 (83)	0.61	0.33	
4. Switzerland (Michel, S)	7	4	18	0-0	1-2	1-5	0.26	1.00	7 (16)	27 (71)	0.61	0.15	
5. Sweden (Edin, N)	7	14	15	2-0	0-1	4-5	0.83	0.76	24 (44)	22 (81)	0.60	0.48	
6. Norway (Ulsrud, T)	7	9	20	0-0	1-1	0-8	0.33	0.91	11 (22)	30 (91)	0.55	0.27	
7. Czech Republic (Snitil, J)	7	10	18	0-0	1-2	1-7	0.39	0.88	13 (31)	29 (76)	0.50	0.30	
8. France (Dufour, T)	7	8	19	0-0	0-3	2-8	0.31	1.03	10 (29)	33 (67)	0.42	0.25	
9. Hungary (Nagy, G)	7	5	14	0-2	0-1	1-6	0.24	1.12	6 (23)	28 (52)	0.36	0.20	
10. Germany (Lang, A)	7	2	18	0-1	0-1	1-11	0.12	1.36	3 (12)	34 (67)	0.28	0.08	

GP = Games Played, EF = Ends for; 4+ = 4pts or more points scored for - 4pts or more points scored against; 3 = 3 points scored for - 3 points scored against; 2 = 2 points scored for - 2 points scored against; PF/E = Points scored per end; PA/E = Point against per end; PA (%) = Point for (% of points for); PA (%) = Point against (% of points against); FE = Force efficiency, % of time forcing 1 point without hammer; SE = Stolen against efficiency, % of time stealing an end.

Cumulative Stats Leaders By TEAM

TEAM	#Shots	Points	Difficulty	Sweeping	PCT
Sweden (Edin, N)	420	1615	2.22	4.9	81.3
Norway (Ulsrud, T)	519	1941	2.02	4.8	78.3
Denmark (Stjerne, R)	491	1807	1.92	5.1	76.8
Czech Republic (Snitil, J)	514	1902	1.76	4.7	76.7
Scotland (Brewster, T)	501	1812	1.98	5.4	75.6
Switzerland (Michel, S)	507	1812	1.98	4.8	74.7
Russia (Drozdov, A)	503	1741	2.18	4.7	73.0
Germany (Lang, A)	460	1529	1.90	4.7	69.0
France (Dufour, T)	524	1699	1.90	5.0	67.5
Hungary (Nagy, G)	485	1566	1.92	4.8	67.3

Cumulative Stats Leaders By Position

FOURTH	#Shots	Points	Difficulty	Sweeping	PCT
Niklas Edin (Edin)	104	427	2.26	5.7	87.1
Thomas Ulsrud (Ulsrud)	126	470	2.26	5.1	78.9
Jiri Snitil (Snitil)	129	469	1.86	4.8	75.7
Sven Michel (Michel)	125	448	2.18	5.1	75.4
Rasmus Stjerne (Stjerne)	120	409	2.12	5.0	71.7
Andrey Drozdov (Drozdov)	122	407	2.40	4.7	71.0
David Murdoch (Brewster)	31	99	2.24	3.8	67.3
Tom Brewster (Brewster)	93	289	2.06	6.2	65.2
Tony Angiboust (Dufour)	20	63	1.62	5.8	65.2
Krisztian Hall (Nagy)	101	312	2.10	5.1	64.9
Thomas Dufour (Dufour)	110	332	2.22	4.5	63.3
Andreas Lang (Lang)	112	330	2.12	4.8	61.7
Gyeorgy Nagy (Nagy)	18	53	1.60	4.6	60.2
THIRD	#Shots	Points	Difficulty	Sweeping	PCT
Oskar Eriksson (Edin)	2	10	1.16	5.0	100.0
Greg Drummond (Brewster)	28	114	1.66	4.9	84.1
Gabor Ezsol (Nagy)	18	71	1.76	5.6	81.5
Johnny Frederiksen (Stjerne)	124	470	2.10	5.0	79.7
Sebastian Kraupp (Edin)	104	372	2.56	4.8	76.8
David Murdoch (Brewster)	68	247	2.18	6.3	76.7
Martin Snitil (Snitil)	130	477	1.82	4.7	76.1
Torger Nergaard (Ulsrud)	134	479	2.32	5.0	76.0
Markus Messenzehl (Lang)	86	310	2.18	4.8	75.9
Tom Brewster (Brewster)	30	103	2.34	5.9	73.7
Claudio Paetz (Michel)	130	453	2.28	4.6	73.4
Alexey Stukalskiy (Drozdov)	128	437	2.46	4.6	72.9
Lionel Roux (Dufour)	132	416	1.96	5.7	66.1
Gyeorgy Nagy (Nagy)	104	305	2.30	4.6	62.3
Daniel Herberg (Lang)	30	84	1.88	4.7	58.0

Cumulative Stats Leaders By Position

SECOND	#Shots	Points	Difficulty	Sweeping	PCT
Christoffer Svae (Ulsrud)	133	528	1.92	4.5	82.9
Greg Drummond (Brewster)	62	238	2.12	5.5	80.8
Andrey Drozdov (Drozdov)	20	74	2.76	6.0	80.7
Scott Andrews (Brewster)	64	245	2.06	4.1	80.5
Zsolt Kiss (Nagy)	18	69	1.84	4.4	79.6
Mikkel Poulsen (Stjerne)	123	465	1.98	4.6	79.3
Jakub Bares (Snitil)	130	492	1.92	4.6	79.2
Fredrik Lindberg (Edin)	106	388	2.52	5.1	78.7
Alexey Tselousov (Drozdov)	108	385	2.20	4.5	75.5
Sandro Trolliet (Michel)	130	460	1.98	4.2	74.3
Markus Messenzehl (Lang)	30	99	1.92	5.2	68.5
Daniel Neuner (Lang)	86	283	1.94	3.8	68.5
Wilfrid Coulot (Dufour)	132	428	1.98	4.7	67.8
Gabor Ezsol (Nagy)	104	325	2.10	4.9	66.0
LEAD	#Shots	Points	Difficulty	Sweeping	PCT
Scott Andrews (Brewster)	32	132	1.46	5.1	84.2
Viktor Kjall (Edin)	104	418	1.52	4.2	82.3
Tony Angiboust (Dufour)	20	78	1.36	5.8	79.5
Troels Harry (Stjerne)	124	463	1.50	5.7	76.4
Michael Goodfellow (Brewster)	93	345	1.62	5.2	76.3
Jindrich Kitzberger (Snitil)	95	353	1.44	5.2	75.9
Simon Gempeler (Michel)	122	451	1.44	5.2	75.6
Haavard Vad Petersson (Ulsrud)	126	464	1.52	4.8	75.4
Marek Vydra (Snitil)	30	111	1.46	3.6	75.4
Andreas Kempf (Lang)	100	366	1.44	5.0	74.5
Petr Dron (Drozdov)	95	339	1.52	4.6	73.0
Daniel Neuner (Lang)	16	57	1.60	5.8	73.0
Lajos Belleli (Nagy)	122	431	1.40	4.5	71.9
Jeremy Frarier (Dufour)	110	382	1.56	4.7	71.2
Anton Kalalb (Drozdov)	30	99	1.70	5.4	68.2

Stats Explained

Below is important information describing the meaning of all statistics covered in this Stats Report:

HMR = Record with hammer to start game;
STL = Record without hammer to start game;
1-PT = Record in games decided by 1 point;
EE-H = Extra end record with hammer;
EE-S = Extra end record without hammer.

Game Statistics:

All game statistics are calculated based on 10 end games. For example, PF/G is calculated by taking the total points scored, multiplying by a constant (10) and dividing by the actual ends played.

PF/G = Points For per Game;
PA/G = Points Against per Game;
EF/G = Ends For per Game;
EA/G = Ends Against per Game;
BE/G = Blanks Ends per Game.

End Statistics:

PF/E = Points For per End. Total points scored divided by total ends taken. Offensive indicator.
PA/E = Points Against per End. Total points against divided by total ends against. Defensive indicator.

Efficiency Statistics:

HE = Hammer Efficiency = percentage of time taking 2 or more points with hammer. A team with a high hammer efficiency executes well with the hammer.

FE = Force Efficiency: percentage of time forcing 1 point without when the other team has the hammer. A team with a high force efficiency plays well defensively.

SE = Steal Efficiency = percentage of time stealing an end. A team with high steal efficiency is very good at stealing ends.

SAE = Steals Against Efficiency = percentage of time giving up a stolen end. A team with low steals against efficiency is very good at defending against stolen ends.

Player and Team Shooting Statistics:

Points (PTS) = Total Points Scored. X/5

Difficulty (DIF) = Average Degree of Difficulty. Degree of Difficulty is an automated micro-multiplier (between 1.000 - 1.200) based upon each shot thrown, including pre and post contact modifiers. Degree of difficulty factors into the overall Shooting Percentage.

Sweeping (SWP) = Average Sweep Factor. Average distance swept (percentage). Determines effective usage of sweepers for shots. Sweep factor is not factored into the overall Shooting Percentage.

Shooting Percentage (PCT) = Average Shooting Accuracy (percentage).