
















Le Gruyere European Curling Championships: Women - A Group
Draw W1: Saturday 8 December, 2012 -- 14:00











| Team | | HMR | 1 | 2 | 3 | 4 | 5 | 6 | 7 | 8 | 9 | 10 | Score |
|---|-------------------------------------|---|---|---|---|---|---|---|---|---|---|----|-------|
|  | Sweden Sigfridsson, M | | 0 | 0 | 1 | 0 | 2 | 0 | 0 | 1 | 0 | 0 | 4 |
|  | Denmark Nielsen, L |  | 1 | 1 | 0 | 2 | 0 | 0 | 1 | 0 | 1 | 2 | 8 |
| View Detailed Scoreboard - Play CurlingZone Pick'em! | | | | | | | | | | | | | |
| Team | | HMR | 1 | 2 | 3 | 4 | 5 | 6 | 7 | 8 | 9 | 10 | Score |
|  | Italy Gaspari, D | | 0 | 1 | 0 | 0 | 0 | 0 | 3 | 0 | 1 | 2 | 7 |
|  | Czech Republic Klimova, L |  | 1 | 0 | 2 | 0 | 0 | 0 | 0 | 0 | 0 | 0 | 3 |
| View Detailed Scoreboard - Play CurlingZone Pick'em! | | | | | | | | | | | | | |
| Team | | HMR | 1 | 2 | 3 | 4 | 5 | 6 | 7 | 8 | 9 | 10 | Score |
|  | Russia Sidorova, A |  | 0 | 1 | 1 | 0 | 0 | 2 | 0 | 2 | 1 | X | 7 |
|  | Germany Schoepp, A | | 1 | 0 | 0 | 0 | 1 | 0 | 1 | 0 | 0 | X | 3 |
| View Detailed Scoreboard - Play CurlingZone Pick'em! | | | | | | | | | | | | | |
| Team | | HMR | 1 | 2 | 3 | 4 | 5 | 6 | 7 | 8 | 9 | 10 | Score |
|  | Scotland Muirhead, E | | 0 | 1 | 0 | 1 | 0 | 1 | 0 | 0 | 0 | 0 | 3 |
|  | Switzerland Ott, M |  | 0 | 0 | 1 | 0 | 1 | 0 | 0 | 2 | 0 | 1 | 5 |
| View Detailed Scoreboard - Play CurlingZone Pick'em! | | | | | | | | | | | | | |
| Team | | HMR | 1 | 2 | 3 | 4 | 5 | 6 | 7 | 8 | 9 | 10 | Score |
|  | Finland Malmi, A | | 0 | 0 | 1 | 0 | 0 | 0 | 3 | 0 | 0 | 0 | 4 |
|  | Hungary Szekeres, I |  | 0 | 0 | 0 | 1 | 1 | 1 | 0 | 0 | 2 | 2 | 7 |
| View Detailed Scoreboard - Play CurlingZone Pick'em! | | | | | | | | | | | | | |

Le Gruyere European Curling Championships: Women - A Group Standings

| Team | GP | W | L | PCT | DSC |
|---|----|---|---|-------|-----|
| A GROUP | | | | | |
|  Italy Gaspari, D | 1 | 1 | 0 | 1.000 | |
|  Denmark Nielsen, L | 1 | 1 | 0 | 1.000 | |
|  Switzerland Ott, M | 1 | 1 | 0 | 1.000 | |
|  Russia Sidorova, A | 1 | 1 | 0 | 1.000 | |
|  Hungary Szekeres, I | 1 | 1 | 0 | 1.000 | |
|  Czech Republic Klimova, L | 1 | 0 | 1 | 0.000 | |
|  Finland Malmi, A | 1 | 0 | 1 | 0.000 | |
|  Scotland Muirhead, E | 1 | 0 | 1 | 0.000 | |
|  Germany Schoepp, A | 1 | 0 | 1 | 0.000 | |
|  Sweden Sigfridsson, M | 1 | 0 | 1 | 0.000 | |




GP = Games Played, W = Wins; L = Losses; PCT = Winning Percentage; DSC = Tiebreaker Shootout Distance.
";

Le Gruyere European Curling Championships: Women - A Group DSC Results

| Team | Cumulative | Games |
|---|------------|---------|
|  Italy Gaspari, D | cm | 117.40* |
|  Czech Republic Klimova, L | cm | 67.20* |
|  Finland Malmi, A | cm | 156.90* |
|  Scotland Muirhead, E | cm | 67.80* |
|  Denmark Nielsen, L | cm | 16.10* |
|  Switzerland Ott, M | cm | 40.20* |
|  Germany Schoepp, A | cm | 164.90* |
|  Russia Sidorova, A | cm | 44.10* |
|  Sweden Sigfridsson, M | cm | 26.90* |
|  Hungary Szekeres, I | cm | 143.00* |

* = shootout dropped from cumulative total.

Le Gruyere European Curling Championships --- Draw 4, Sheet A

| Team | | HMR | 1 | 2 | 3 | 4 | 5 | 6 | 7 | 8 | 9 | 10 | Score |
|---|---------------------------------|---|---|---|---|---|---|---|---|---|---|----|-------|
|  | Sweden Sigfridsson, M | | 0 | 0 | 1 | 0 | 2 | 0 | 0 | 1 | 0 | 0 | 4 |
|  | Denmark Nielsen, L |  | 1 | 1 | 0 | 2 | 0 | 0 | 1 | 0 | 1 | 2 | 8 |

View Detailed Scoreboard - Play CurlingZone Pick'em!

Shooting: (All Shots, All Turns)

| Team | #SH | PTS | DIF | SWP | PCT |
|---------------------------|-----|-----|------|-----|-----|
| Team Sigfridsson | 80 | 287 | 2.06 | 6.4 | 75 |
| 4: Maria Prytz | 20 | 70 | 2.22 | 6.3 | 74 |
| 3: Christina Bertrup | 20 | 71 | 2.24 | 6.3 | 75 |
| 2: Maria Wennerstroem | 20 | 63 | 2.16 | 6.8 | 66 |
| 1: Margaretha Sigfridsson | 20 | 83 | 1.66 | 6.0 | 85 |
| Team Nielsen | 80 | 289 | 1.92 | 5.5 | 75 |
| 4: Lene Nielsen | 20 | 75 | 2.04 | 5.0 | 79 |
| 3: Helle Simonsen | 20 | 71 | 2.06 | 5.5 | 75 |
| 2: Jeanne Ellegaard | 20 | 60 | 2.00 | 5.7 | 63 |
| 1: Maria Poulsen | 20 | 83 | 1.60 | 5.7 | 85 |

Shooting: (All Draws)

| Team | #SH | PTS | DIF | SWP | PCT |
|---------------------------|-----|-----|------|-----|-----|
| Team Sigfridsson | 36 | 137 | 1.64 | 6.7 | 78 |
| 4: Maria Prytz | 6 | 24 | 1.84 | 6.1 | 83 |
| 3: Christina Bertrup | 8 | 24 | 1.88 | 7.1 | 63 |
| 2: Maria Wennerstroem | 6 | 21 | 1.84 | 8.9 | 73 |
| 1: Margaretha Sigfridsson | 16 | 68 | 1.38 | 5.8 | 87 |
| Team Nielsen | 35 | 125 | 1.72 | 5.9 | 74 |
| 4: Lene Nielsen | 7 | 27 | 1.72 | 4.3 | 80 |
| 3: Helle Simonsen | 8 | 28 | 1.76 | 5.8 | 73 |
| 2: Jeanne Ellegaard | 5 | 12 | 2.00 | 6.7 | 50 |
| 1: Maria Poulsen | 15 | 58 | 1.60 | 6.4 | 79 |

Shooting: (All Hits)

| Team | #SH | PTS | DIF | SWP | PCT |
|---------------------------|-----|-----|------|-----|-----|
| Team Sigfridsson | 44 | 150 | 2.42 | 6.1 | 72 |
| 4: Maria Prytz | 14 | 46 | 2.40 | 6.4 | 70 |
| 3: Christina Bertrup | 12 | 47 | 2.48 | 5.8 | 84 |
| 2: Maria Wennerstroem | 14 | 42 | 2.28 | 6.0 | 63 |
| 1: Margaretha Sigfridsson | 4 | 15 | 2.76 | 6.7 | 81 |
| Team Nielsen | 45 | 164 | 2.08 | 5.1 | 77 |
| 4: Lene Nielsen | 13 | 48 | 2.20 | 5.4 | 78 |
| 3: Helle Simonsen | 12 | 43 | 2.26 | 5.3 | 76 |
| 2: Jeanne Ellegaard | 15 | 48 | 2.02 | 5.3 | 67 |
| 1: Maria Poulsen | 5 | 25 | 1.60 | 3.3 | 100 |




Shooting: (In-Turns)

| Team | #SH | PTS | DIF | SWP | PCT |
|---------------------------|-----|-----|------|-----|-----|
| Team Sigfridsson | 32 | 125 | 2.28 | 6.9 | 83 |
| 4: Maria Prytz | 7 | 29 | 1.64 | 7.1 | 86 |
| 3: Christina Bertrup | 10 | 43 | 2.78 | 6.3 | 93 |
| 2: Maria Wennerstroem | 7 | 20 | 2.58 | 7.1 | 61 |
| 1: Margaretha Sigfridsson | 8 | 33 | 2.00 | 7.1 | 86 |
| Team Nielsen | 30 | 107 | 2.14 | 4.8 | 75 |
| 4: Lene Nielsen | 9 | 31 | 2.34 | 4.1 | 73 |
| 3: Helle Simonsen | 7 | 26 | 2.72 | 5.2 | 81 |
| 2: Jeanne Ellegaard | 4 | 9 | 1.76 | 3.3 | 48 |
| 1: Maria Poulsen | 10 | 41 | 1.70 | 5.7 | 85 |

Shooting: (Out-Turns)

| Team | #SH | PTS | DIF | SWP | PCT |
|---------------------------|-----|-----|------|-----|-----|
| Team Sigfridsson | 48 | 162 | 1.92 | 6.0 | 70 |
| 4: Maria Prytz | 13 | 41 | 2.54 | 5.9 | 67 |
| 3: Christina Bertrup | 10 | 28 | 1.70 | 6.3 | 57 |
| 2: Maria Wennerstroem | 13 | 43 | 1.92 | 6.7 | 69 |
| 1: Margaretha Sigfridsson | 12 | 50 | 1.42 | 5.3 | 85 |
| Team Nielsen | 50 | 182 | 1.80 | 5.9 | 76 |
| 4: Lene Nielsen | 11 | 44 | 1.78 | 5.8 | 83 |
| 3: Helle Simonsen | 13 | 45 | 1.70 | 5.6 | 72 |
| 2: Jeanne Ellegaard | 16 | 51 | 2.08 | 6.3 | 67 |
| 1: Maria Poulsen | 10 | 42 | 1.50 | 5.7 | 86 |

Le Gruyere European Curling Championships --- Draw 4, Sheet B

| Team | HMR | 1 | 2 | 3 | 4 | 5 | 6 | 7 | 8 | 9 | 10 | Score |
|---|---|---|---|---|---|---|---|---|---|---|----|-------|
|  Italy Gaspari, D | | 0 | 1 | 0 | 0 | 0 | 0 | 3 | 0 | 1 | 2 | 7 |
|  Czech Republic Klimova, L |  | 1 | 0 | 2 | 0 | 0 | 0 | 0 | 0 | 0 | 0 | 3 |

View Detailed Scoreboard - Play CurlingZone Pick'em!

Shooting: (All Shots, All Turns)

| Team Gaspari | #SH | PTS | DIF | SWP | PCT |
|---------------------|-----|-----|------|-----|-----|
| 4:Diana Gaspari | 19 | 80 | 2.20 | 5.3 | 89 |
| 3:Giorgia Apollonio | 20 | 62 | 1.68 | 4.8 | 64 |
| 2:Chiara Olivieri | 20 | 67 | 2.04 | 6.2 | 70 |
| 1:Claudia Alvera | 19 | 71 | 1.52 | 6.8 | 76 |
| TEAM TOTALS | 78 | 280 | 1.86 | 5.8 | 75 |
| Team Klimova | #SH | PTS | DIF | SWP | PCT |
| 4:Linda Klimova | 20 | 70 | 2.02 | 6.7 | 73 |
| 3:Kamila Mosova | 20 | 65 | 2.06 | 6.2 | 68 |
| 2:Tereza Pliskova | 20 | 59 | 2.46 | 6.0 | 64 |
| 1:Katerina Urbanova | 20 | 64 | 1.46 | 6.2 | 65 |
| TEAM TOTALS | 80 | 258 | 2.00 | 6.3 | 67 |

Shooting: (All Draws)

| Team Gaspari | #SH | PTS | DIF | SWP | PCT |
|---------------------|-----|-----|------|-----|-----|
| 4:Diana Gaspari | 9 | 40 | 1.66 | 5.2 | 92 |
| 3:Giorgia Apollonio | 8 | 30 | 1.62 | 5.8 | 77 |
| 2:Chiara Olivieri | 8 | 24 | 2.26 | 7.1 | 64 |
| 1:Claudia Alvera | 14 | 56 | 1.28 | 6.9 | 81 |
| TEAM TOTALS | 39 | 150 | 1.64 | 6.3 | 79 |
| Team Klimova | #SH | PTS | DIF | SWP | PCT |
| 4:Linda Klimova | 4 | 16 | 1.50 | 9.2 | 82 |
| 3:Kamila Mosova | 2 | 1 | 2.50 | 8.3 | 11 |
| 2:Tereza Pliskova | 5 | 21 | 2.00 | 6.0 | 88 |
| 1:Katerina Urbanova | 15 | 54 | 1.20 | 6.7 | 72 |
| TEAM TOTALS | 26 | 92 | 1.50 | 7.1 | 72 |

Shooting: (All Hits)

| Team Gaspari | #SH | PTS | DIF | SWP | PCT |
|---------------------|-----|-----|------|-----|-----|
| 4:Diana Gaspari | 10 | 40 | 2.66 | 5.3 | 86 |
| 3:Giorgia Apollonio | 12 | 32 | 1.72 | 4.2 | 55 |
| 2:Chiara Olivieri | 12 | 43 | 1.90 | 5.6 | 75 |
| 1:Claudia Alvera | 5 | 15 | 2.20 | 6.7 | 62 |
| TEAM TOTALS | 39 | 130 | 2.08 | 5.2 | 70 |
| Team Klimova | #SH | PTS | DIF | SWP | PCT |
| 4:Linda Klimova | 16 | 54 | 2.16 | 6.0 | 70 |
| 3:Kamila Mosova | 18 | 64 | 2.00 | 5.9 | 75 |
| 2:Tereza Pliskova | 15 | 38 | 2.62 | 6.0 | 56 |
| 1:Katerina Urbanova | 5 | 10 | 2.20 | 4.7 | 43 |
| TEAM TOTALS | 54 | 166 | 2.24 | 5.9 | 65 |




Shooting: (In-Turns)

| Team Gaspari | #SH | PTS | DIF | SWP | PCT |
|---------------------|-----|-----|------|-----|-----|
| 4:Diana Gaspari | 7 | 30 | 1.34 | 5.7 | 87 |
| 3:Giorgia Apollonio | 7 | 19 | 2.14 | 5.2 | 57 |
| 2:Chiara Olivieri | 12 | 37 | 2.16 | 6.1 | 65 |
| 1:Claudia Alvera | 7 | 21 | 2.00 | 6.2 | 62 |
| TEAM TOTALS | 33 | 107 | 1.94 | 5.9 | 67 |
| Team Klimova | #SH | PTS | DIF | SWP | PCT |
| 4:Linda Klimova | 10 | 33 | 2.32 | 7.7 | 69 |
| 3:Kamila Mosova | 9 | 33 | 2.14 | 6.7 | 77 |
| 2:Tereza Pliskova | 10 | 28 | 2.62 | 7.7 | 62 |
| 1:Katerina Urbanova | 14 | 44 | 1.42 | 6.7 | 64 |
| TEAM TOTALS | 43 | 138 | 2.06 | 7.1 | 67 |

Shooting: (Out-Turns)

| Team Gaspari | #SH | PTS | DIF | SWP | PCT |
|---------------------|-----|-----|------|-----|-----|
| 4:Diana Gaspari | 12 | 50 | 2.70 | 5.0 | 90 |
| 3:Giorgia Apollonio | 13 | 43 | 1.44 | 4.6 | 68 |
| 2:Chiara Olivieri | 8 | 30 | 1.88 | 6.2 | 78 |
| 1:Claudia Alvera | 12 | 50 | 1.26 | 7.2 | 84 |
| TEAM TOTALS | 45 | 173 | 1.80 | 5.7 | 80 |
| Team Klimova | #SH | PTS | DIF | SWP | PCT |
| 4:Linda Klimova | 10 | 37 | 1.74 | 5.7 | 77 |
| 3:Kamila Mosova | 11 | 32 | 1.98 | 5.8 | 61 |
| 2:Tereza Pliskova | 10 | 31 | 2.30 | 4.3 | 66 |
| 1:Katerina Urbanova | 6 | 20 | 1.50 | 5.0 | 68 |
| TEAM TOTALS | 37 | 120 | 1.92 | 5.2 | 68 |

Le Gruyere European Curling Championships --- Draw 4, Sheet C

| Team | HMR | 1 | 2 | 3 | 4 | 5 | 6 | 7 | 8 | 9 | 10 | Score |
|--|---|---|---|---|---|---|---|---|---|---|----|-------|
|  Russia Sidorova, A |  | 0 | 1 | 1 | 0 | 0 | 2 | 0 | 2 | 1 | X | 7 |
|  Germany Schoepp, A | | 1 | 0 | 0 | 0 | 1 | 0 | 1 | 0 | 0 | X | 3 |

View Detailed Scoreboard - Play CurlingZone Pick'em!

Shooting: (All Shots, All Turns)

| Team | #SH | PTS | DIF | SWP | PCT |
|--------------------------|-----|-----|------|-----|-----|
| Team Sidorova | 18 | 61 | 2.04 | 6.1 | 71 |
| 4:Anna Sidorova | 20 | 76 | 2.00 | 5.7 | 80 |
| 3:Liudmila Privivkova | 20 | 76 | 1.92 | 6.0 | 79 |
| 2:Margarita Fomina | 19 | 65 | 1.70 | 6.0 | 71 |
| 1:Ekaterina Galkina | 77 | 278 | 1.92 | 5.9 | 75 |
| TEAM TOTALS | | | | | |
| Team Schoepp | 17 | 48 | 2.30 | 6.5 | 59 |
| 4:Andrea Schoepp | 19 | 66 | 2.04 | 6.3 | 73 |
| 3:Imogen Oona Lehmann | 20 | 58 | 1.62 | 5.3 | 60 |
| 2:Corinna Scholz | 20 | 72 | 1.16 | 6.7 | 73 |
| 1:Stella Heiss | 76 | 244 | 1.76 | 6.2 | 66 |
| TEAM TOTALS | | | | | |

Shooting: (All Draws)

| Team | #SH | PTS | DIF | SWP | PCT |
|--------------------------|-----|-----|------|-----|-----|
| Team Sidorova | 6 | 20 | 2.00 | 6.7 | 69 |
| 4:Anna Sidorova | 7 | 25 | 1.72 | 4.3 | 74 |
| 3:Liudmila Privivkova | 3 | 7 | 2.34 | 7.8 | 51 |
| 2:Margarita Fomina | 15 | 51 | 1.66 | 6.0 | 70 |
| 1:Ekaterina Galkina | 31 | 103 | 1.80 | 5.9 | 69 |
| TEAM TOTALS | | | | | |
| Team Schoepp | 5 | 13 | 1.40 | 8.0 | 52 |
| 4:Andrea Schoepp | 10 | 36 | 1.80 | 7.0 | 75 |
| 3:Imogen Oona Lehmann | 10 | 30 | 1.30 | 6.3 | 61 |
| 2:Corinna Scholz | 14 | 48 | 1.08 | 6.4 | 69 |
| 1:Stella Heiss | 39 | 127 | 1.36 | 6.8 | 66 |
| TEAM TOTALS | | | | | |

Shooting: (All Hits)

| Team | #SH | PTS | DIF | SWP | PCT |
|--------------------------|-----|-----|------|-----|-----|
| Team Sidorova | 11 | 36 | 2.06 | 5.8 | 69 |
| 4:Anna Sidorova | 13 | 51 | 2.16 | 6.4 | 83 |
| 3:Liudmila Privivkova | 17 | 69 | 1.84 | 5.7 | 85 |
| 2:Margarita Fomina | 4 | 14 | 1.84 | 5.8 | 73 |
| 1:Ekaterina Galkina | 45 | 170 | 1.98 | 5.9 | 79 |
| TEAM TOTALS | | | | | |
| Team Schoepp | 12 | 35 | 2.66 | 5.8 | 62 |
| 4:Andrea Schoepp | 9 | 30 | 2.32 | 5.6 | 71 |
| 3:Imogen Oona Lehmann | 10 | 28 | 1.96 | 4.3 | 58 |
| 2:Corinna Scholz | 6 | 24 | 1.38 | 7.2 | 82 |
| 1:Stella Heiss | 37 | 117 | 2.18 | 5.6 | 66 |
| TEAM TOTALS | | | | | |




Shooting: (In-Turns)

| Team | #SH | PTS | DIF | SWP | PCT |
|--------------------------|-----|-----|------|-----|-----|
| Team Sidorova | 6 | 17 | 2.54 | 6.1 | 61 |
| 4:Anna Sidorova | 7 | 24 | 1.52 | 4.8 | 70 |
| 3:Liudmila Privivkova | 11 | 45 | 1.96 | 6.7 | 85 |
| 2:Margarita Fomina | 8 | 30 | 1.50 | 7.5 | 77 |
| 1:Ekaterina Galkina | 32 | 116 | 1.86 | 6.4 | 75 |
| TEAM TOTALS | | | | | |
| Team Schoepp | 6 | 23 | 2.16 | 6.1 | 80 |
| 4:Andrea Schoepp | 9 | 32 | 2.28 | 7.4 | 75 |
| 3:Imogen Oona Lehmann | 3 | 9 | 1.00 | 5.6 | 60 |
| 2:Corinna Scholz | 10 | 39 | 1.10 | 6.7 | 78 |
| 1:Stella Heiss | 28 | 103 | 1.70 | 6.7 | 76 |
| TEAM TOTALS | | | | | |

Shooting: (Out-Turns)

| Team | #SH | PTS | DIF | SWP | PCT |
|--------------------------|-----|-----|------|-----|-----|
| Team Sidorova | 11 | 39 | 1.78 | 6.1 | 73 |
| 4:Anna Sidorova | 13 | 52 | 2.26 | 6.2 | 85 |
| 3:Liudmila Privivkova | 9 | 31 | 1.86 | 5.2 | 72 |
| 2:Margarita Fomina | 11 | 35 | 1.84 | 4.8 | 66 |
| 1:Ekaterina Galkina | 44 | 157 | 1.96 | 5.6 | 75 |
| TEAM TOTALS | | | | | |
| Team Schoepp | 11 | 25 | 2.36 | 6.7 | 48 |
| 4:Andrea Schoepp | 10 | 34 | 1.84 | 5.3 | 71 |
| 3:Imogen Oona Lehmann | 17 | 49 | 1.74 | 5.3 | 60 |
| 2:Corinna Scholz | 10 | 33 | 1.24 | 6.7 | 67 |
| 1:Stella Heiss | 48 | 141 | 1.80 | 5.9 | 61 |
| TEAM TOTALS | | | | | |

Le Gruyere European Curling Championships --- Draw 4, Sheet D

| Team | HMR | 1 | 2 | 3 | 4 | 5 | 6 | 7 | 8 | 9 | 10 | Score |
|--|---|---|---|---|---|---|---|---|---|---|----|-------|
|  Scotland Muirhead, E | | 0 | 1 | 0 | 1 | 0 | 1 | 0 | 0 | 0 | 0 | 3 |
|  Switzerland Ott, M |  | 0 | 0 | 1 | 0 | 1 | 0 | 0 | 2 | 0 | 1 | 5 |

View Detailed Scoreboard - Play CurlingZone Pick'em!

Shooting: (All Shots, All Turns)

| Team | #SH | PTS | DIF | SWP | PCT |
|-------------------|-----|-----|------|-----|-----|
| Team Muirhead | 20 | 55 | 2.40 | 6.5 | 58 |
| 4:Eve Muirhead | 20 | 59 | 2.48 | 5.2 | 63 |
| 3:Anna Sloan | 20 | 69 | 2.30 | 5.3 | 73 |
| 2:Vicki Adams | 20 | 75 | 1.52 | 5.5 | 77 |
| 1:Claire Hamilton | 80 | 258 | 2.16 | 5.6 | 68 |
| TEAM TOTALS | | | | | |
| Team Ott | 19 | 61 | 2.44 | 5.6 | 69 |
| 4:Mirjam Ott | 20 | 59 | 2.64 | 5.8 | 64 |
| 3:Carmen Schaefer | 20 | 70 | 2.64 | 5.7 | 76 |
| 2:Carmen Kueng | 20 | 52 | 1.90 | 3.8 | 54 |
| 1:Janine Greiner | 79 | 242 | 2.40 | 5.2 | 65 |
| TEAM TOTALS | | | | | |

Shooting: (All Draws)

| Team | #SH | PTS | DIF | SWP | PCT |
|-------------------|-----|-----|------|-----|-----|
| Team Muirhead | 5 | 11 | 2.00 | 8.0 | 46 |
| 4:Eve Muirhead | 3 | 9 | 2.34 | 5.6 | 64 |
| 3:Anna Sloan | 7 | 26 | 2.28 | 6.7 | 79 |
| 2:Vicki Adams | 17 | 63 | 1.52 | 5.5 | 76 |
| 1:Claire Hamilton | 32 | 109 | 1.84 | 6.1 | 71 |
| TEAM TOTALS | | | | | |
| Team Ott | 14 | 43 | 2.64 | 5.7 | 66 |
| 4:Mirjam Ott | 8 | 22 | 2.12 | 6.3 | 58 |
| 3:Carmen Schaefer | 6 | 16 | 2.84 | 6.1 | 59 |
| 2:Carmen Kueng | 13 | 36 | 1.62 | 3.8 | 58 |
| 1:Janine Greiner | 41 | 117 | 2.24 | 5.3 | 61 |
| TEAM TOTALS | | | | | |

Shooting: (All Hits)

| Team | #SH | PTS | DIF | SWP | PCT |
|-------------------|-----|-----|------|-----|-----|
| Team Muirhead | 15 | 44 | 2.52 | 6.0 | 63 |
| 4:Eve Muirhead | 17 | 50 | 2.50 | 5.1 | 63 |
| 3:Anna Sloan | 13 | 43 | 2.30 | 4.6 | 70 |
| 2:Vicki Adams | 3 | 12 | 1.44 | 5.6 | 82 |
| 1:Claire Hamilton | 48 | 149 | 2.38 | 5.3 | 66 |
| TEAM TOTALS | | | | | |
| Team Ott | 5 | 18 | 1.86 | 5.3 | 75 |
| 4:Mirjam Ott | 12 | 37 | 2.98 | 5.6 | 68 |
| 3:Carmen Schaefer | 14 | 54 | 2.56 | 5.5 | 83 |
| 2:Carmen Kueng | 7 | 16 | 2.42 | 3.8 | 48 |
| 1:Janine Greiner | 38 | 125 | 2.58 | 5.2 | 71 |
| TEAM TOTALS | | | | | |




Shooting: (In-Turns)

| Team | #SH | PTS | DIF | SWP | PCT |
|-------------------|-----|-----|------|-----|-----|
| Team Muirhead | 8 | 26 | 2.54 | 6.3 | 69 |
| 4:Eve Muirhead | 12 | 36 | 2.16 | 5.3 | 64 |
| 3:Anna Sloan | 9 | 29 | 2.32 | 6.3 | 68 |
| 2:Vicki Adams | 5 | 17 | 1.80 | 6.7 | 71 |
| 1:Claire Hamilton | 34 | 108 | 2.24 | 6.0 | 67 |
| TEAM TOTALS | | | | | |
| Team Ott | 10 | 29 | 2.14 | 6.0 | 61 |
| 4:Mirjam Ott | 9 | 30 | 2.88 | 5.6 | 73 |
| 3:Carmen Schaefer | 8 | 27 | 2.94 | 5.0 | 75 |
| 2:Carmen Kueng | 14 | 40 | 1.64 | 4.3 | 60 |
| 1:Janine Greiner | 41 | 126 | 2.28 | 5.1 | 66 |
| TEAM TOTALS | | | | | |

Shooting: (Out-Turns)

| Team | #SH | PTS | DIF | SWP | PCT |
|-------------------|-----|-----|------|-----|-----|
| Team Muirhead | 12 | 29 | 2.30 | 6.7 | 51 |
| 4:Eve Muirhead | 8 | 23 | 2.94 | 5.0 | 63 |
| 3:Anna Sloan | 11 | 40 | 2.28 | 4.5 | 77 |
| 2:Vicki Adams | 15 | 58 | 1.42 | 5.1 | 79 |
| 1:Claire Hamilton | 46 | 150 | 2.12 | 5.4 | 69 |
| TEAM TOTALS | | | | | |
| Team Ott | 9 | 32 | 2.78 | 5.2 | 77 |
| 4:Mirjam Ott | 11 | 29 | 2.44 | 6.1 | 56 |
| 3:Carmen Schaefer | 12 | 43 | 2.44 | 6.1 | 76 |
| 2:Carmen Kueng | 6 | 12 | 2.50 | 2.8 | 42 |
| 1:Janine Greiner | 38 | 116 | 2.52 | 5.4 | 65 |
| TEAM TOTALS | | | | | |

Le Gruyere European Curling Championships --- Draw 4, Sheet E

| Team | HMR | 1 | 2 | 3 | 4 | 5 | 6 | 7 | 8 | 9 | 10 | Score |
|--|---|---|---|---|---|---|---|---|---|---|----|-------|
|  Finland Malmi, A | | 0 | 0 | 1 | 0 | 0 | 0 | 3 | 0 | 0 | 0 | 4 |
|  Hungary Szekeres, I |  | 0 | 0 | 0 | 1 | 1 | 1 | 0 | 0 | 2 | 2 | 7 |

View Detailed Scoreboard - Play CurlingZone Pick'em!

Shooting: (All Shots, All Turns)

| Team Malmi | #SH | PTS | DIF | SWP | PCT |
|-------------------|-----|-----|------|-----|-----|
| 4:Anne Malmi | 20 | 48 | 2.18 | 6.3 | 50 |
| 3:Oona Kauste | 20 | 64 | 2.12 | 5.7 | 67 |
| 2:Heidi Hossi | 20 | 66 | 2.14 | 5.0 | 70 |
| 1:Marjo Hippi | 20 | 70 | 1.40 | 4.5 | 71 |
| TEAM TOTALS | 80 | 248 | 1.96 | 5.4 | 65 |
| Team Szekeres | #SH | PTS | DIF | SWP | PCT |
| 4:Ildiko Szekeres | 19 | 64 | 2.08 | 4.0 | 70 |
| 3:Alexandra Beres | 20 | 66 | 1.86 | 5.8 | 69 |
| 2:Agnes Patonai | 20 | 60 | 1.94 | 5.2 | 62 |
| 1:Boglarka Adam | 20 | 60 | 1.30 | 4.8 | 61 |
| TEAM TOTALS | 79 | 250 | 1.80 | 5.0 | 65 |

Shooting: (All Draws)

| Team Malmi | #SH | PTS | DIF | SWP | PCT |
|-------------------|-----|-----|------|-----|-----|
| 4:Anne Malmi | 7 | 17 | 2.58 | 5.7 | 51 |
| 3:Oona Kauste | 7 | 26 | 2.14 | 4.8 | 79 |
| 2:Heidi Hossi | 12 | 38 | 2.08 | 5.3 | 67 |
| 1:Marjo Hippi | 15 | 55 | 1.40 | 5.1 | 75 |
| TEAM TOTALS | 41 | 136 | 1.92 | 5.2 | 69 |
| Team Szekeres | #SH | PTS | DIF | SWP | PCT |
| 4:Ildiko Szekeres | 11 | 32 | 1.82 | 4.5 | 59 |
| 3:Alexandra Beres | 9 | 25 | 1.88 | 5.9 | 58 |
| 2:Agnes Patonai | 7 | 23 | 2.00 | 6.7 | 69 |
| 1:Boglarka Adam | 15 | 47 | 1.20 | 4.9 | 63 |
| TEAM TOTALS | 42 | 127 | 1.64 | 5.3 | 62 |

Shooting: (All Hits)

| Team Malmi | #SH | PTS | DIF | SWP | PCT |
|-------------------|-----|-----|------|-----|-----|
| 4:Anne Malmi | 13 | 31 | 1.98 | 6.7 | 50 |
| 3:Oona Kauste | 13 | 38 | 2.10 | 6.2 | 61 |
| 2:Heidi Hossi | 8 | 28 | 2.20 | 4.6 | 74 |
| 1:Marjo Hippi | 5 | 15 | 1.40 | 2.7 | 61 |
| TEAM TOTALS | 39 | 112 | 2.00 | 5.6 | 60 |
| Team Szekeres | #SH | PTS | DIF | SWP | PCT |
| 4:Ildiko Szekeres | 8 | 32 | 2.44 | 3.3 | 86 |
| 3:Alexandra Beres | 11 | 41 | 1.82 | 5.8 | 77 |
| 2:Agnes Patonai | 13 | 37 | 1.92 | 4.4 | 59 |
| 1:Boglarka Adam | 5 | 13 | 1.60 | 4.7 | 53 |
| TEAM TOTALS | 37 | 123 | 1.96 | 4.6 | 69 |

Shooting: (In-Turns)

| Team Malmi | #SH | PTS | DIF | SWP | PCT |
|-------------------|-----|-----|------|-----|-----|
| 4:Anne Malmi | 7 | 6 | 2.90 | 5.2 | 19 |
| 3:Oona Kauste | 10 | 34 | 1.78 | 4.7 | 71 |
| 2:Heidi Hossi | 10 | 33 | 2.00 | 5.0 | 69 |
| 1:Marjo Hippi | 8 | 28 | 1.38 | 3.8 | 71 |
| TEAM TOTALS | 35 | 101 | 1.98 | 4.7 | 60 |
| Team Szekeres | #SH | PTS | DIF | SWP | PCT |
| 4:Ildiko Szekeres | 9 | 36 | 1.72 | 5.9 | 83 |
| 3:Alexandra Beres | 13 | 46 | 1.70 | 6.4 | 73 |
| 2:Agnes Patonai | 14 | 44 | 2.16 | 5.2 | 66 |
| 1:Boglarka Adam | 10 | 25 | 1.46 | 5.0 | 51 |
| TEAM TOTALS | 46 | 151 | 1.78 | 5.7 | 68 |

Shooting: (Out-Turns)

| Team Malmi | #SH | PTS | DIF | SWP | PCT |
|-------------------|-----|-----|------|-----|-----|
| 4:Anne Malmi | 13 | 42 | 1.80 | 6.9 | 67 |
| 3:Oona Kauste | 10 | 30 | 2.46 | 6.7 | 64 |
| 2:Heidi Hossi | 10 | 33 | 2.26 | 5.0 | 71 |
| 1:Marjo Hippi | 12 | 42 | 1.42 | 5.0 | 71 |
| TEAM TOTALS | 45 | 147 | 1.94 | 5.9 | 68 |
| Team Szekeres | #SH | PTS | DIF | SWP | PCT |
| 4:Ildiko Szekeres | 10 | 28 | 2.40 | 2.3 | 59 |
| 3:Alexandra Beres | 7 | 20 | 2.14 | 4.8 | 60 |
| 2:Agnes Patonai | 6 | 16 | 1.44 | 5.0 | 55 |
| 1:Boglarka Adam | 10 | 35 | 1.16 | 4.7 | 70 |
| TEAM TOTALS | 33 | 99 | 1.80 | 4.0 | 62 |

Le Gruyere European Curling Championships: Women - A Group Event Leaders

Division A -- Summary Statistics

| Team | GP | PF/G | PA/G | EF/G | EA/G | PF/E | PA/E | BE/G |
|--------------------------------|----|------|------|------|------|------|------|------|
| 1. Russia (Sidorova, A) | 1 | 7.78 | 3.33 | 5.56 | 3.33 | 1.40 | 1.00 | 1.11 |
| 2. Italy (Gaspari, D) | 1 | 7.00 | 3.00 | 4.00 | 2.00 | 1.75 | 1.50 | 4.00 |
| 3. Denmark (Nielsen, L) | 1 | 8.00 | 4.00 | 6.00 | 3.00 | 1.33 | 1.33 | 1.00 |
| 4. Hungary (Szekeres, I) | 1 | 7.00 | 4.00 | 5.00 | 2.00 | 1.40 | 2.00 | 3.00 |
| 5. Switzerland (Ott, M) | 1 | 5.00 | 3.00 | 4.00 | 3.00 | 1.25 | 1.00 | 3.00 |
| 6. Scotland (Muirhead, E) | 1 | 3.00 | 5.00 | 3.00 | 4.00 | 1.00 | 1.25 | 3.00 |
| 7. Finland (Malmi, A) | 1 | 4.00 | 7.00 | 2.00 | 5.00 | 2.00 | 1.40 | 3.00 |
| 8. Czech Republic (Klimova, L) | 1 | 3.00 | 7.00 | 2.00 | 4.00 | 1.50 | 1.75 | 4.00 |
| 9. Sweden (Sigfridsson, M) | 1 | 4.00 | 8.00 | 3.00 | 6.00 | 1.33 | 1.33 | 1.00 |
| 10. Germany (Schoepp, A) | 1 | 3.33 | 7.78 | 3.33 | 5.56 | 1.00 | 1.40 | 1.11 |

GP = Games Played, W = Wins; L = Losses; PF/G = Points For per Game; PA/G = Points Against per Game; EF/G = Ends For per Game; EA/G = Ends Against per Game; PF/E = Points For per End; PA/E = Points Against per End; BE/G = Blanks Ends per Game.

Division A -- With Hammer

| Team | GP | EF | EA | 4+ | 3 | 2 | PF/E | PA/E | PF (%) | PA (%) | HE | SAE |
|--------------------------------|----|----|----|-----|-----|-----|------|------|---------|--------|------|------|
| 1. Italy (Gaspari, D) | 1 | 2 | 0 | 0-0 | 1-0 | 0-0 | 0.80 | 0.00 | 4 (57) | 0 (0) | 0.50 | 0.00 |
| 2. Russia (Sidorova, A) | 1 | 3 | 1 | 0-0 | 0-0 | 2-0 | 1.25 | 0.25 | 5 (71) | 1 (33) | 0.50 | 0.25 |
| 3. Hungary (Szekeres, I) | 1 | 2 | 1 | 0-0 | 0-0 | 1-0 | 0.50 | 0.17 | 3 (43) | 1 (25) | 0.33 | 0.17 |
| 4. Switzerland (Ott, M) | 1 | 3 | 1 | 0-0 | 0-0 | 1-0 | 0.67 | 0.17 | 4 (80) | 1 (33) | 0.25 | 0.17 |
| 5. Czech Republic (Klimova, L) | 1 | 2 | 2 | 0-0 | 0-0 | 1-1 | 0.60 | 0.60 | 3 (100) | 3 (43) | 0.25 | 0.40 |
| 6. Denmark (Nielsen, L) | 1 | 4 | 0 | 0-0 | 0-0 | 1-0 | 1.00 | 0.00 | 5 (63) | 0 (0) | 0.25 | 0.00 |
| 7. Finland (Malmi, A) | 1 | 1 | 3 | 0-0 | 1-0 | 0-1 | 0.75 | 1.00 | 3 (75) | 4 (57) | 0.25 | 0.75 |
| 8. Sweden (Sigfridsson, M) | 1 | 3 | 2 | 0-0 | 0-0 | 1-1 | 0.80 | 0.60 | 4 (100) | 3 (38) | 0.20 | 0.40 |
| 9. Germany (Schoepp, A) | 1 | 2 | 2 | 0-0 | 0-0 | 0-0 | 0.40 | 0.40 | 2 (67) | 2 (29) | 0.00 | 0.40 |
| 10. Scotland (Muirhead, E) | 1 | 2 | 1 | 0-0 | 0-0 | 0-0 | 0.50 | 0.25 | 2 (67) | 1 (20) | 0.00 | 0.25 |

GP = Games Played, EF = Ends for; 4+ = 4pts or more points scored for - 4pts or more points scored against; 3 = 3 points scored for - 3 points scored against; 2 = 2 points scored for - 2 points scored against; PF/E = Points scored per end; PA/E = Point against per end; PA (%) = Point for (% of points for); PA (%) = Point against (% of points against); HE = Hammer efficiency, % of time taking 2+ points with hammer; SAE = Stolen against efficiency, % of time giving a stolen end.

Event Leaders

| Division A -- Without Hammer | | | | | | | | | | | | |
|--------------------------------|----|----|----|-----|-----|-----|------|------|--------|---------|------|------|
| Team | GP | EF | EA | 4+ | 3 | 2 | PF/E | PA/E | PF (%) | PA (%) | FE | SE |
| 1. Russia (Sidorova, A) | 1 | 2 | 2 | 0-0 | 0-0 | 0-0 | 0.40 | 0.40 | 2 (29) | 2 (67) | 1.00 | 0.40 |
| 2. Switzerland (Ott, M) | 1 | 1 | 2 | 0-0 | 0-0 | 0-0 | 0.25 | 0.50 | 1 (20) | 2 (67) | 1.00 | 0.25 |
| 3. Sweden (Sigfridsson, M) | 1 | 0 | 4 | 0-0 | 0-0 | 0-1 | 0.00 | 1.00 | 0 (0) | 5 (63) | 0.75 | 0.00 |
| 4. Denmark (Nielsen, L) | 1 | 2 | 3 | 0-0 | 0-0 | 1-1 | 0.60 | 0.80 | 3 (38) | 4 (100) | 0.67 | 0.40 |
| 5. Scotland (Muirhead, E) | 1 | 1 | 3 | 0-0 | 0-0 | 0-1 | 0.17 | 0.67 | 1 (33) | 4 (80) | 0.67 | 0.17 |
| 6. Czech Republic (Klimova, L) | 1 | 0 | 2 | 0-0 | 0-1 | 0-0 | 0.00 | 0.80 | 0 (0) | 4 (57) | 0.50 | 0.00 |
| 7. Finland (Malmi, A) | 1 | 1 | 2 | 0-0 | 0-0 | 0-1 | 0.17 | 0.50 | 1 (25) | 3 (43) | 0.50 | 0.17 |
| 8. Italy (Gaspari, D) | 1 | 2 | 2 | 0-0 | 0-0 | 1-1 | 0.60 | 0.60 | 3 (43) | 3 (100) | 0.50 | 0.40 |
| 9. Germany (Schoepp, A) | 1 | 1 | 3 | 0-0 | 0-0 | 0-2 | 0.25 | 1.25 | 1 (33) | 5 (71) | 0.33 | 0.25 |
| 10. Hungary (Szekeres, I) | 1 | 3 | 1 | 0-0 | 0-1 | 1-0 | 1.00 | 0.75 | 4 (57) | 3 (75) | 0.00 | 0.75 |

GP = Games Played, EF = Ends for; 4+ = 4pts or more points scored for - 4pts or more points scored against; 3 = 3 points scored for - 3 points scored against; 2 = 2 points scored for - 2 points scored against; PF/E = Points scored per end; PA/E = Point against per end; PA (%) = Point for (% of points for); PA (%) = Point against (% of points against); FE = Force efficiency, % of time forcing 1 point without hammer; SE = Stolen against efficiency, % of time stealing an end.

Cumulative Stats Leaders By TEAM

| TEAM | #Shots | Points | Difficulty | Sweeping | PCT |
|-----------------------------|--------|--------|------------|----------|------|
| Denmark (Nielsen, L) | 80 | 289 | 1.92 | 5.5 | 75.5 |
| Russia (Sidorova, A) | 77 | 278 | 1.92 | 5.9 | 75.4 |
| Sweden (Sigfridsson, M) | 80 | 287 | 2.06 | 6.4 | 75.1 |
| Italy (Gaspari, D) | 78 | 280 | 1.86 | 5.8 | 74.5 |
| Scotland (Muirhead, E) | 80 | 258 | 2.16 | 5.6 | 67.9 |
| Czech Republic (Klimova, L) | 80 | 258 | 2.00 | 6.3 | 67.5 |
| Germany (Schoepp, A) | 76 | 244 | 1.76 | 6.2 | 66.3 |
| Switzerland (Ott, M) | 79 | 242 | 2.40 | 5.2 | 65.5 |
| Hungary (Szekeres, I) | 79 | 250 | 1.80 | 5.0 | 65.5 |
| Finland (Malmi, A) | 80 | 248 | 1.96 | 5.4 | 64.7 |

Cumulative Stats Leaders By Position

| FOURTH | #Shots | Points | Difficulty | Sweeping | PCT |
|----------------------------|---------------|---------------|-------------------|-----------------|------------|
| Diana Gaspari (Gaspari) | 19 | 80 | 2.20 | 5.3 | 88.8 |
| Lene Nielsen (Nielsen) | 20 | 75 | 2.04 | 5.0 | 78.6 |
| Maria Prytz (Sigfridsson) | 20 | 70 | 2.22 | 6.3 | 73.6 |
| Linda Klimova (Klimova) | 20 | 70 | 2.02 | 6.7 | 72.6 |
| Anna Sidorova (Sidorova) | 18 | 61 | 2.04 | 6.1 | 70.8 |
| Ildiko Szekeres (Szekeres) | 19 | 64 | 2.08 | 4.0 | 70.4 |
| Mirjam Ott (Ott) | 19 | 61 | 2.44 | 5.6 | 68.5 |
| Andrea Schoepp (Schoepp) | 17 | 48 | 2.30 | 6.5 | 59.2 |
| Eve Muirhead (Muirhead) | 20 | 55 | 2.40 | 6.5 | 58.5 |
| Anne Malmi (Malmi) | 20 | 48 | 2.18 | 6.3 | 50.3 |

| THIRD | #Shots | Points | Difficulty | Sweeping | PCT |
|---------------------------------|---------------|---------------|-------------------|-----------------|------------|
| Liudmila Privivkova (Sidorova) | 20 | 76 | 2.00 | 5.7 | 79.9 |
| Christina Bertrup (Sigfridsson) | 20 | 71 | 2.24 | 6.3 | 75.2 |
| Helle Simonsen (Nielsen) | 20 | 71 | 2.06 | 5.5 | 74.8 |
| Imogen Oona Lehmann (Schoepp) | 19 | 66 | 2.04 | 6.3 | 73.0 |
| Alexandra Beres (Szekeres) | 20 | 66 | 1.86 | 5.8 | 68.6 |
| Kamila Mosova (Klimova) | 20 | 65 | 2.06 | 6.2 | 68.3 |
| Oona Kauste (Malmi) | 20 | 64 | 2.12 | 5.7 | 67.3 |
| Giorgia Apollonio (Gaspari) | 20 | 62 | 1.68 | 4.8 | 63.8 |
| Carmen Schaefer (Ott) | 20 | 59 | 2.64 | 5.8 | 63.7 |
| Anna Sloan (Muirhead) | 20 | 59 | 2.48 | 5.2 | 63.2 |

Cumulative Stats Leaders By Position

| SECOND | #Shots | Points | Difficulty | Sweeping | PCT |
|--------------------------------------|---------------|---------------|-------------------|-----------------|------------|
| Margarita Fomina (Sidorova) | 20 | 76 | 1.92 | 6.0 | 79.5 |
| Carmen Kueng (Ott) | 20 | 70 | 2.64 | 5.7 | 75.7 |
| Vicki Adams (Muirhead) | 20 | 69 | 2.30 | 5.3 | 73.1 |
| Chiara Olivieri (Gaspari) | 20 | 67 | 2.04 | 6.2 | 70.4 |
| Heidi Hossi (Malmi) | 20 | 66 | 2.14 | 5.0 | 70.0 |
| Maria Wennerstroem (Sigfridsson) | 20 | 63 | 2.16 | 6.8 | 66.1 |
| Tereza Pliskova (Klimova) | 20 | 59 | 2.46 | 6.0 | 63.9 |
| Jeanne Ellegaard (Nielsen) | 20 | 60 | 2.00 | 5.7 | 63.2 |
| Agnes Patonai (Szekeres) | 20 | 60 | 1.94 | 5.2 | 62.4 |
| Corinna Scholz (Schoepp) | 20 | 58 | 1.62 | 5.3 | 59.6 |
| LEAD | #Shots | Points | Difficulty | Sweeping | PCT |
| Margaretha Sigfridsson (Sigfridsson) | 20 | 83 | 1.66 | 6.0 | 85.4 |
| Maria Poulsen (Nielsen) | 20 | 83 | 1.60 | 5.7 | 85.3 |
| Claire Hamilton (Muirhead) | 20 | 75 | 1.52 | 5.5 | 77.0 |
| Claudia Alvera (Gaspari) | 19 | 71 | 1.52 | 6.8 | 76.0 |
| Stella Heiss (Schoepp) | 20 | 72 | 1.16 | 6.7 | 72.6 |
| Marjo Hippo (Malmi) | 20 | 70 | 1.40 | 4.5 | 71.2 |
| Ekaterina Galkina (Sidorova) | 19 | 65 | 1.70 | 6.0 | 70.7 |
| Katerina Urbanova (Klimova) | 20 | 64 | 1.46 | 6.2 | 65.0 |
| Boglarka Adam (Szekeres) | 20 | 60 | 1.30 | 4.8 | 60.7 |
| Janine Greiner (Ott) | 20 | 52 | 1.90 | 3.8 | 54.3 |

Stats Explained

Below is important information describing the meaning of all statistics covered in this Stats Report:

HMR = Record with hammer to start game;
STL = Record without hammer to start game;
1-PT = Record in games decided by 1 point;
EE-H = Extra end record with hammer;
EE-S = Extra end record without hammer.

Game Statistics:

All game statistics are calculated based on 10 end games. For example, PF/G is calculated by taking the total points scored, multiplying by a constant (10) and dividing by the actual ends played.

PF/G = Points For per Game;
PA/G = Points Against per Game;
EF/G = Ends For per Game;
EA/G = Ends Against per Game;
BE/G = Blanks Ends per Game.

End Statistics:

PF/E = Points For per End. Total points scored divided by total ends taken. Offensive indicator.
PA/E = Points Against per End. Total points against divided by total ends against. Defensive indicator.

Efficiency Statistics:

HE = Hammer Efficiency = percentage of time taking 2 or more points with hammer. A team with a high hammer efficiency executes well with the hammer.

FE = Force Efficiency: percentage of time forcing 1 point without when the other team has the hammer. A team with a high force efficiency plays well defensively.

SE = Steal Efficiency = percentage of time stealing an end. A team with high steal efficiency is very good at stealing ends.

SAE = Steals Against Efficiency = percentage of time giving up a stolen end. A team with low steals against efficiency is very good at defending against stolen ends.

Player and Team Shooting Statistics:

Points (PTS) = Total Points Scored. X/5

Difficulty (DIF) = Average Degree of Difficulty. Degree of Difficulty is an automated micro-multiplier (between 1.000 - 1.200) based upon each shot thrown, including pre and post contact modifiers. Degree of difficulty factors into the overall Shooting Percentage.

Sweeping (SWP) = Average Sweep Factor. Average distance swept (percentage). Determines effective usage of sweepers for shots. Sweep factor is not factored into the overall Shooting Percentage.

Shooting Percentage (PCT) = Average Shooting Accuracy (percentage).