

**Le Gruyere European Curling Championships: Women - A Group**  
**Draw W6: Tuesday 11 December, 2012 -- 12:00**

Team	HMR	1	2	3	4	5	6	7	8	9	10	Score
Hungary Szekeres, I		0	0	0	1	0	0	0	X			1
Switzerland Ott, M		1	2	1	0	1	2	1	X			8
View Detailed Scoreboard - Play CurlingZone Pick'em!												
Team	HMR	1	2	3	4	5	6	7	8	9	10	Score
Scotland Muirhead, E		3	1	1	0	2	0	0	0	0	X	7
Germany Schoepp, A		0	0	0	1	0	0	0	2	0	X	3
View Detailed Scoreboard - Play CurlingZone Pick'em!												
Team	HMR	1	2	3	4	5	6	7	8	9	10	Score
Sweden Sigfridsson, M		0	2	0	3	0	1	5	X			11
Italy Gaspari, D		1	0	0	0	1	0	0	X			2
View Detailed Scoreboard - Play CurlingZone Pick'em!												
Team	HMR	1	2	3	4	5	6	7	8	9	10	Score
Denmark Nielsen, L		0	2	0	0	0	1	0	2	0	1	6
Czech Republic Klimova, L		0	0	0	1	0	0	1	0	1	0	3
View Detailed Scoreboard - Play CurlingZone Pick'em!												
Team	HMR	1	2	3	4	5	6	7	8	9	10	Score
Russia Sidorova, A		2	0	0	3	1	0	0	2	0	X	8
Finland Malmi, A		0	1	0	0	0	1	1	0	1	X	4
View Detailed Scoreboard - Play CurlingZone Pick'em!												











**Le Gruyere European Curling Championships: Women - A Group**  
**Standings**

Team	GP	W	L	PCT	DSC
<b>A GROUP</b>					
Sweden Sigfridsson, M	6	5	1	0.833	13.24
Denmark Nielsen, L	6	5	1	0.833	15.76
Russia Sidorova, A	6	5	1	0.833	32.20
Switzerland Ott, M	6	4	2	0.667	6.78
Scotland Muirhead, E	6	4	2	0.667	30.38
Czech Republic Klimova, L	6	2	4	0.333	40.18
Germany Schoepp, A	6	2	4	0.333	62.36
Italy Gaspari, D	6	1	5	0.167	21.32
Finland Malmi, A	6	1	5	0.167	59.00
Hungary Szekeres, I	6	1	5	0.167	72.82

GP = Games Played, W = Wins; L = Losses; PCT = Winning Percentage; DSC = Tiebreaker Shootout Distance.

";

**Le Gruyere European Curling Championships: Women - A Group  
DSC Results**

Team	Average	Games						
 <b>Switzerland</b> Ott, M	<b>6.78cm</b>	40.20*	5.60	8.30	6.30	8.20	5.50	
 <b>Sweden</b> Sigfridsson, M	<b>13.24cm</b>	26.90*	21.20	0.00	5.50	23.80	15.70	
 <b>Denmark</b> Nielsen, L	<b>15.76cm</b>	16.10	64.00*	22.30	3.70	28.50	8.20	
 <b>Italy</b> Gaspari, D	<b>21.32cm</b>	117.40*	46.90	11.70	9.40	34.40	4.20	
 <b>Scotland</b> Muirhead, E	<b>30.38cm</b>	67.80*	26.10	48.40	0.00	25.30	52.10	
 <b>Russia</b> Sidorova, A	<b>32.20cm</b>	44.10	3.50	144.00*	62.60	50.80	0.00	
 <b>Czech Republic</b> Klimova, L	<b>40.18cm</b>	67.20	111.00*	8.70	18.20	26.50	80.30	
 <b>Finland</b> Malmi, A	<b>59.00cm</b>	156.90*	87.40	85.00	16.00	23.90	82.70	
 <b>Germany</b> Schoepp, A	<b>62.36cm</b>	164.90	59.00	34.50	21.90	31.50	165.00*	
 <b>Hungary</b> Szekeres, I	<b>72.82cm</b>	143.00	92.40	166.20*	35.90	2.40	90.40	
		* = shootout dropped from total.						

# Le Gruyere European Curling Championships --- Draw 20, Sheet A

Team	HMR	1	2	3	4	5	6	7	8	9	10	Score
Hungary Szekeres, I		0	0	0	1	0	0	0	X			1
Switzerland Ott, M		1	2	1	0	1	2	1	X			8

[View Detailed Scoreboard - Play CurlingZone Pick'em!](#)

### Shooting: (All Shots, All Turns)

Team Szekeres	#SH	PTS	DIF	SWP	PCT
4:Ildiko Szekeres	14	33	2.32	5.5	49
3:Alexandra Beres	14	48	2.28	7.4	73
2:Agnes Patonai	14	45	2.42	4.5	69
1:Boglarka Adam	14	45	1.22	6.9	65
TEAM TOTALS	56	171	2.06	6.1	64
Team Ott	#SH	PTS	DIF	SWP	PCT
4:Mirjam Ott	14	53	1.60	5.7	78
3:Carmen Schaefer	14	63	2.06	6.0	95
2:Carmen Kueng	14	57	1.96	7.1	85
1:Janine Greiner	14	52	1.50	5.2	76
TEAM TOTALS	56	225	1.78	6.0	83

### Shooting: (All Draws)

Team Szekeres	#SH	PTS	DIF	SWP	PCT
4:Ildiko Szekeres	7	16	2.00	7.1	48
3:Alexandra Beres	5	16	2.40	8.0	69
2:Agnes Patonai	9	24	2.12	4.1	56
1:Boglarka Adam	13	40	1.24	7.2	62
TEAM TOTALS	34	96	1.80	6.5	59
Team Ott	#SH	PTS	DIF	SWP	PCT
4:Mirjam Ott	9	31	1.66	4.8	71
3:Carmen Schaefer	3	12	2.00	5.6	84
2:Carmen Kueng	3	11	2.00	7.8	77
1:Janine Greiner	12	44	1.50	5.0	75
TEAM TOTALS	27	98	1.66	5.3	75

### Shooting: (All Hits)

Team Szekeres	#SH	PTS	DIF	SWP	PCT
4:Ildiko Szekeres	7	17	2.66	3.8	51
3:Alexandra Beres	9	32	2.22	7.0	75
2:Agnes Patonai	5	21	3.00	5.3	92
1:Boglarka Adam	1	5	1.00	3.3	100
TEAM TOTALS	22	75	2.48	5.5	72
Team Ott	#SH	PTS	DIF	SWP	PCT
4:Mirjam Ott	5	22	1.46	7.3	90
3:Carmen Schaefer	11	51	2.08	6.1	97
2:Carmen Kueng	11	46	1.94	7.0	87
1:Janine Greiner	2	8	1.50	6.7	82
TEAM TOTALS	29	127	1.88	6.7	91




### Shooting: (In-Turns)

Team Szekeres	#SH	PTS	DIF	SWP	PCT
4:Ildiko Szekeres	9	19	2.34	5.2	44
3:Alexandra Beres	9	33	1.88	8.1	76
2:Agnes Patonai	7	18	2.58	5.7	56
1:Boglarka Adam	5	17	1.20	6.7	69
TEAM TOTALS	30	87	2.06	6.4	61
Team Ott	#SH	PTS	DIF	SWP	PCT
4:Mirjam Ott	6	18	1.66	5.0	61
3:Carmen Schaefer	4	18	2.88	4.2	99
2:Carmen Kueng	5	20	1.74	8.0	83
1:Janine Greiner	10	33	1.50	5.3	67
TEAM TOTALS	25	89	1.80	5.6	74

### Shooting: (Out-Turns)

Team Szekeres	#SH	PTS	DIF	SWP	PCT
4:Ildiko Szekeres	5	14	2.32	6.0	58
3:Alexandra Beres	5	15	3.00	6.0	66
2:Agnes Patonai	7	27	2.28	3.3	82
1:Boglarka Adam	9	28	1.22	7.0	63
TEAM TOTALS	26	84	2.06	5.6	68
Team Ott	#SH	PTS	DIF	SWP	PCT
4:Mirjam Ott	8	35	1.54	6.3	90
3:Carmen Schaefer	10	45	1.74	6.7	93
2:Carmen Kueng	9	37	2.08	6.7	87
1:Janine Greiner	4	19	1.50	5.0	97
TEAM TOTALS	31	136	1.76	6.3	91

# Le Gruyere European Curling Championships --- Draw 20, Sheet B

Team	HMR	1	2	3	4	5	6	7	8	9	10	Score
 Scotland Muirhead, E		3	1	1	0	2	0	0	0	0	X	7
 Germany Schoepp, A		0	0	0	1	0	0	0	2	0	X	3

View Detailed Scoreboard - Play CurlingZone Pick'em!

### Shooting: (All Shots, All Turns)

Team	#SH	PTS	DIF	SWP	PCT
Team Muirhead					
4:Eve Muirhead	18	75	1.98	5.0	87
3:Anna Sloan	19	83	1.72	4.9	90
2:Vicki Adams	20	72	2.22	4.7	77
1:Claire Hamilton	19	60	1.66	6.0	65
TEAM TOTALS	76	290	1.90	5.1	80
Team Schoepp					
4:Andrea Schoepp	17	47	2.20	6.1	58
3:Imogen Oona Lehmann	20	54	1.66	4.5	56
2:Nicole Muskatewitz	8	29	1.62	5.0	75
2:Stella Heiss	12	36	1.50	7.2	62
1:Corinna Scholz	20	61	1.20	6.0	62
TEAM TOTALS	77	227	1.62	5.7	61

### Shooting: (All Draws)

Team	#SH	PTS	DIF	SWP	PCT
Team Muirhead					
4:Eve Muirhead	5	20	2.20	7.3	84
3:Anna Sloan	1	4	2.00	6.7	84
2:Vicki Adams	1	3	2.00	3.3	63
1:Claire Hamilton	11	44	1.10	6.4	80
TEAM TOTALS	18	71	1.50	6.5	81
Team Schoepp					
4:Andrea Schoepp	7	21	1.72	4.8	62
3:Imogen Oona Lehmann	16	39	1.68	4.4	50
2:Stella Heiss	8	26	1.50	7.1	67
2:Nicole Muskatewitz	8	29	1.62	5.0	75
1:Corinna Scholz	19	57	1.22	6.1	61
TEAM TOTALS	58	172	1.50	5.5	61

### Shooting: (All Hits)

Team	#SH	PTS	DIF	SWP	PCT
Team Muirhead					
4:Eve Muirhead	13	55	1.90	4.1	89
3:Anna Sloan	18	79	1.70	4.8	91
2:Vicki Adams	19	69	2.22	4.7	77
1:Claire Hamilton	8	16	2.46	5.4	43
TEAM TOTALS	58	219	2.02	4.7	79
Team Schoepp					
4:Andrea Schoepp	10	26	2.54	7.0	55
3:Imogen Oona Lehmann	4	15	1.50	5.0	77
2:Stella Heiss	4	10	1.50	7.5	51
1:Corinna Scholz	1	4	1.00	3.3	80
TEAM TOTALS	19	55	2.02	6.5	60




### Shooting: (In-Turns)

Team	#SH	PTS	DIF	SWP	PCT
Team Muirhead					
4:Eve Muirhead	10	40	1.86	4.3	83
3:Anna Sloan	11	46	1.66	5.2	86
2:Vicki Adams	9	40	2.60	4.4	95
1:Claire Hamilton	6	20	2.06	6.1	71
TEAM TOTALS	36	146	2.02	4.9	85
Team Schoepp					
4:Andrea Schoepp	9	26	1.98	6.7	60
3:Imogen Oona Lehmann	8	19	1.50	5.4	49
2:Stella Heiss	4	15	1.76	5.8	78
2:Nicole Muskatewitz	5	19	1.40	5.3	78
1:Corinna Scholz	4	13	1.26	5.8	66
TEAM TOTALS	30	92	1.62	5.9	63

### Shooting: (Out-Turns)

Team	#SH	PTS	DIF	SWP	PCT
Team Muirhead					
4:Eve Muirhead	8	35	2.12	5.8	93
3:Anna Sloan	8	37	1.80	4.6	96
2:Vicki Adams	11	32	1.90	4.8	62
1:Claire Hamilton	13	40	1.48	5.9	62
TEAM TOTALS	40	144	1.78	5.3	75
Team Schoepp					
4:Andrea Schoepp	8	21	2.44	5.4	56
3:Imogen Oona Lehmann	12	35	1.76	3.9	60
2:Nicole Muskatewitz	3	10	2.00	4.4	70
2:Stella Heiss	8	21	1.38	7.9	54
1:Corinna Scholz	16	48	1.18	6.0	61
TEAM TOTALS	47	135	1.62	5.6	59

# Le Gruyere European Curling Championships --- Draw 20, Sheet C

Team	HMR	1	2	3	4	5	6	7	8	9	10	Score
 Sweden Sigfridsson, M		0	2	0	3	0	1	5	X			11
 Italy Gaspari, D		1	0	0	0	1	0	0	X			2

View Detailed Scoreboard - Play CurlingZone Pick'em!

### Shooting: (All Shots, All Turns)

Team	#SH	PTS	DIF	SWP	PCT
Team Sigfridsson					
4: Maria Prytz	14	64	1.74	4.0	95
3: Christina Bertrup	14	60	1.88	3.8	89
2: Maria Wennerstroem	14	58	2.04	4.0	87
1: Margaretha Sigfridsson	14	62	1.42	2.4	90
TEAM TOTALS	56	244	1.78	3.6	90
Team Gaspari					
4: Diana Gaspari	13	31	1.94	3.3	49
3: Giorgia Apollonio	14	43	2.44	3.1	66
2: Chiara Olivieri	14	49	2.16	4.8	74
1: Claudia Alvera	14	41	1.78	4.5	61
TEAM TOTALS	55	164	2.08	3.9	63

### Shooting: (All Draws)

Team	#SH	PTS	DIF	SWP	PCT
Team Sigfridsson					
4: Maria Prytz	4	20	1.26	3.3	100
3: Christina Bertrup	5	22	1.40	4.0	90
2: Maria Wennerstroem	4	17	2.00	5.8	89
1: Margaretha Sigfridsson	12	56	1.34	2.8	95
TEAM TOTALS	25	115	1.44	3.6	94
Team Gaspari					
4: Diana Gaspari	6	17	1.50	3.3	58
3: Giorgia Apollonio	4	10	1.50	3.3	51
2: Chiara Olivieri	7	22	2.14	4.8	66
1: Claudia Alvera	11	36	1.54	4.5	67
TEAM TOTALS	28	85	1.68	4.2	62

### Shooting: (All Hits)

Team	#SH	PTS	DIF	SWP	PCT
Team Sigfridsson					
4: Maria Prytz	10	44	1.94	4.3	92
3: Christina Bertrup	9	38	2.14	3.7	89
2: Maria Wennerstroem	10	41	2.06	3.3	86
1: Margaretha Sigfridsson	2	6	2.00	0.0	63
TEAM TOTALS	31	129	2.04	3.5	87
Team Gaspari					
4: Diana Gaspari	7	14	2.32	3.3	42
3: Giorgia Apollonio	10	33	2.82	3.0	72
2: Chiara Olivieri	7	27	2.16	4.8	82
1: Claudia Alvera	3	5	2.66	4.4	38
TEAM TOTALS	27	79	2.50	3.7	63




### Shooting: (In-Turns)

Team	#SH	PTS	DIF	SWP	PCT
Team Sigfridsson					
4: Maria Prytz	6	27	1.66	5.0	93
3: Christina Bertrup	4	19	1.50	4.2	97
2: Maria Wennerstroem	5	21	2.16	4.7	89
1: Margaretha Sigfridsson	5	20	1.80	2.0	83
TEAM TOTALS	20	87	1.80	4.0	90
Team Gaspari					
4: Diana Gaspari	7	15	2.18	3.3	44
3: Giorgia Apollonio	6	22	2.42	3.3	78
2: Chiara Olivieri	9	33	2.30	5.6	78
1: Claudia Alvera	7	18	2.28	5.2	55
TEAM TOTALS	29	88	2.30	4.5	64

### Shooting: (Out-Turns)

Team	#SH	PTS	DIF	SWP	PCT
Team Sigfridsson					
4: Maria Prytz	8	37	1.80	3.3	96
3: Christina Bertrup	10	41	2.02	3.7	86
2: Maria Wennerstroem	9	37	1.98	3.7	86
1: Margaretha Sigfridsson	9	42	1.22	2.6	94
TEAM TOTALS	36	157	1.76	3.3	90
Team Gaspari					
4: Diana Gaspari	6	16	1.66	3.3	55
3: Giorgia Apollonio	8	21	2.46	2.9	57
2: Chiara Olivieri	5	16	1.90	3.3	67
1: Claudia Alvera	7	23	1.28	3.8	66
TEAM TOTALS	26	76	1.86	3.3	61

# Le Gruyere European Curling Championships --- Draw 20, Sheet D

Team	HMR	1	2	3	4	5	6	7	8	9	10	Score
 Denmark Nielsen, L		0	2	0	0	0	1	0	2	0	1	6
 Czech Republic Klimova, L		0	0	0	1	0	0	1	0	1	0	3

View Detailed Scoreboard - Play CurlingZone Pick'em!

### Shooting: (All Shots, All Turns)

Team	#SH	PTS	DIF	SWP	PCT
Team Nielsen					
4:Lene Nielsen	19	80	1.72	6.7	87
3:Helle Simonsen	20	77	1.78	6.3	80
2:Jeanne Ellegaard	20	69	1.88	5.7	72
1:Maria Poulsen	20	81	1.32	7.0	82
TEAM TOTALS	79	307	1.68	6.4	80
Team Klimova					
4:Linda Klimova	20	74	1.96	5.7	78
3:Kamila Mosova	20	71	1.62	7.5	73
2:Tereza Pliskova	20	64	1.98	6.8	67
1:Katerina Urbanova	20	69	1.36	7.2	70
TEAM TOTALS	80	278	1.72	6.8	72

### Shooting: (All Draws)

Team	#SH	PTS	DIF	SWP	PCT
Team Nielsen					
4:Lene Nielsen	6	25	1.50	6.1	86
3:Helle Simonsen	5	17	1.20	6.7	69
2:Jeanne Ellegaard	4	19	1.00	8.3	95
1:Maria Poulsen	18	72	1.28	7.0	81
TEAM TOTALS	33	133	1.28	7.0	82
Team Klimova					
4:Linda Klimova	7	30	1.58	5.2	88
3:Kamila Mosova	10	34	1.30	7.0	69
2:Tereza Pliskova	11	41	1.72	6.7	77
1:Katerina Urbanova	18	64	1.34	7.2	72
TEAM TOTALS	46	169	1.46	6.7	75

### Shooting: (All Hits)

Team	#SH	PTS	DIF	SWP	PCT
Team Nielsen					
4:Lene Nielsen	13	55	1.82	6.9	88
3:Helle Simonsen	15	60	1.98	6.2	84
2:Jeanne Ellegaard	16	50	2.10	5.0	66
1:Maria Poulsen	2	9	1.66	6.7	93
TEAM TOTALS	46	174	1.96	6.0	79
Team Klimova					
4:Linda Klimova	13	44	2.18	5.9	72
3:Kamila Mosova	10	37	1.92	8.0	77
2:Tereza Pliskova	9	23	2.30	7.0	54
1:Katerina Urbanova	2	5	1.50	6.7	53
TEAM TOTALS	34	109	2.10	6.9	68




### Shooting: (In-Turns)

Team	#SH	PTS	DIF	SWP	PCT
Team Nielsen					
4:Lene Nielsen	6	27	1.72	5.6	93
3:Helle Simonsen	4	15	2.64	4.2	81
2:Jeanne Ellegaard	3	12	1.78	10.0	83
1:Maria Poulsen	4	19	1.50	8.3	98
TEAM TOTALS	17	73	1.90	6.7	89
Team Klimova					
4:Linda Klimova	10	34	2.18	7.7	72
3:Kamila Mosova	7	22	1.42	7.1	64
2:Tereza Pliskova	8	25	2.06	9.6	66
1:Katerina Urbanova	5	12	1.60	7.3	50
TEAM TOTALS	30	93	1.88	8.0	65

### Shooting: (Out-Turns)

Team	#SH	PTS	DIF	SWP	PCT
Team Nielsen					
4:Lene Nielsen	13	53	1.72	7.2	84
3:Helle Simonsen	16	62	1.58	6.9	80
2:Jeanne Ellegaard	17	57	1.90	4.9	70
1:Maria Poulsen	16	62	1.28	6.7	78
TEAM TOTALS	62	234	1.62	6.3	78
Team Klimova					
4:Linda Klimova	10	40	1.76	3.7	83
3:Kamila Mosova	13	49	1.72	7.7	78
2:Tereza Pliskova	12	39	1.94	5.0	67
1:Katerina Urbanova	15	57	1.26	7.1	77
TEAM TOTALS	50	185	1.64	6.1	76

Le Gruyere European Curling Championships --- Draw 20,  
Sheet E

Team	HMR	1	2	3	4	5	6	7	8	9	10	Score
 Russia Sidorova, A		2	0	0	3	1	0	0	2	0	X	8
 Finland Malmi, A		0	1	0	0	0	1	1	0	1	X	4

View Detailed Scoreboard - Play CurlingZone Pick'em!

**Shooting: (All Shots, All Turns)**

Team Sidorova	#SH	PTS	DIF	SWP	PCT
4:Anna Sidorova	17	70	2.08	5.5	87
3:Liudmila Privivkova	18	76	1.74	4.6	87
2:Margarita Fomina	18	66	1.50	5.7	75
1:Ekaterina Galkina	18	76	1.28	4.3	86
TEAM TOTALS	71	288	1.64	5.0	84
Team Malmi	#SH	PTS	DIF	SWP	PCT
4:Anne Malmi	18	61	2.00	6.7	71
3:Oona Kauste	18	53	1.78	4.6	61
2:Heidi Hossi	18	68	1.84	6.1	79
1:Marjo Hippo	18	77	1.30	4.6	87
TEAM TOTALS	72	259	1.72	5.5	74

**Shooting: (All Draws)**

Team Sidorova	#SH	PTS	DIF	SWP	PCT
4:Anna Sidorova	8	31	2.00	5.0	81
3:Liudmila Privivkova	4	17	2.26	2.5	90
2:Margarita Fomina	3	9	1.34	6.7	61
1:Ekaterina Galkina	14	58	1.22	3.8	84
TEAM TOTALS	29	115	1.58	4.3	82
Team Malmi	#SH	PTS	DIF	SWP	PCT
4:Anne Malmi	9	31	1.66	4.8	71
3:Oona Kauste	13	40	1.76	4.1	64
2:Heidi Hossi	12	48	1.76	5.6	83
1:Marjo Hippo	15	68	1.34	4.7	92
TEAM TOTALS	49	187	1.62	4.8	78

**Shooting: (All Hits)**

Team Sidorova	#SH	PTS	DIF	SWP	PCT
4:Anna Sidorova	9	39	2.14	5.9	92
3:Liudmila Privivkova	14	59	1.58	5.2	87
2:Margarita Fomina	15	57	1.54	5.6	78
1:Ekaterina Galkina	4	18	1.50	5.8	92
TEAM TOTALS	42	173	1.68	5.6	85
Team Malmi	#SH	PTS	DIF	SWP	PCT
4:Anne Malmi	9	30	2.34	8.5	70
3:Oona Kauste	5	13	1.80	6.0	53
2:Heidi Hossi	6	20	2.00	7.2	70
1:Marjo Hippo	3	9	1.12	4.4	60
TEAM TOTALS	23	72	1.98	7.1	65

**Shooting: (In-Turns)**

Team Sidorova	#SH	PTS	DIF	SWP	PCT
4:Anna Sidorova	6	25	1.38	5.6	85
3:Liudmila Privivkova	6	28	1.56	4.4	96
2:Margarita Fomina	6	24	1.62	5.6	82
1:Ekaterina Galkina	8	34	1.26	3.7	86
TEAM TOTALS	26	111	1.44	4.7	87
Team Malmi	#SH	PTS	DIF	SWP	PCT
4:Anne Malmi	8	29	1.56	7.1	74
3:Oona Kauste	6	19	2.16	6.1	67
2:Heidi Hossi	10	34	1.74	6.3	70
1:Marjo Hippo	8	36	1.12	4.2	91
TEAM TOTALS	32	118	1.62	5.9	76

**Shooting: (Out-Turns)**

Team Sidorova	#SH	PTS	DIF	SWP	PCT
4:Anna Sidorova	11	45	2.46	5.5	88
3:Liudmila Privivkova	12	48	1.82	4.7	83
2:Margarita Fomina	12	42	1.46	5.8	72
1:Ekaterina Galkina	10	42	1.30	4.7	85
TEAM TOTALS	45	177	1.76	5.2	82
Team Malmi	#SH	PTS	DIF	SWP	PCT
4:Anne Malmi	10	32	2.36	6.3	68
3:Oona Kauste	12	34	1.58	3.9	58
2:Heidi Hossi	8	34	1.94	5.8	89
1:Marjo Hippo	10	41	1.44	5.0	84
TEAM TOTALS	40	141	1.80	5.2	73

## Le Gruyere European Curling Championships: Women - A Group Event Leaders

Division A -- Summary Statistics								
Team	GP	PF/G	PA/G	EF/G	EA/G	PF/E	PA/E	BE/G
1. Sweden (Sigfridsson, M)	6	10.42	5.00	5.00	3.75	2.08	1.33	1.25
2. Russia (Sidorova, A)	6	9.58	6.46	5.42	3.75	1.77	1.72	0.83
3. Scotland (Muirhead, E)	6	8.37	5.31	4.90	3.27	1.71	1.63	1.84
4. Switzerland (Ott, M)	6	7.74	5.47	5.09	3.96	1.52	1.38	0.94
5. Denmark (Nielsen, L)	6	6.84	5.44	4.74	3.51	1.44	1.55	1.75
6. Germany (Schoepp, A)	6	6.00	6.55	4.00	4.18	1.50	1.57	1.82
7. Czech Republic (Klimova, L)	6	5.71	7.32	3.57	4.29	1.60	1.71	2.14
8. Finland (Malmi, A)	6	5.54	9.29	3.57	5.18	1.55	1.79	1.25
9. Hungary (Szekeres, I)	6	4.53	8.30	3.21	5.66	1.41	1.47	1.13
10. Italy (Gaspari, D)	6	5.47	9.81	3.58	5.09	1.53	1.93	1.32

GP = Games Played, W = Wins; L = Losses; PF/G = Points For per Game; PA/G = Points Against per Game; EF/G = Ends For per Game; EA/G = Ends Against per Game; PF/E = Points For per End; PA/E = Points Against per End; BE/G = Blanks Ends per Game.

Division A -- With Hammer												
Team	GP	EF	EA	4+	3	2	PF/E	PA/E	PF (%)	PA (%)	HE	SAE
1. Russia (Sidorova, A)	6	16	3	1-0	3-1	6-0	1.55	0.25	31 (67)	5 (16)	<b>0.53</b>	0.15
2. Sweden (Sigfridsson, M)	6	16	3	1-0	2-0	6-2	1.36	0.23	30 (60)	5 (21)	<b>0.47</b>	0.14
3. Switzerland (Ott, M)	6	18	5	0-0	0-1	10-2	1.08	0.35	28 (68)	9 (31)	<b>0.43</b>	0.19
4. Czech Republic (Klimova, L)	6	18	5	1-0	1-0	7-2	1.15	0.27	30 (94)	7 (17)	<b>0.39</b>	0.19
5. Scotland (Muirhead, E)	6	15	3	3-0	1-0	3-2	1.43	0.24	30 (73)	5 (19)	<b>0.39</b>	0.14
6. Finland (Malmi, A)	6	18	8	0-0	2-0	7-1	1.00	0.31	29 (94)	9 (17)	<b>0.35</b>	0.28
7. Italy (Gaspari, D)	6	16	9	0-1	1-3	7-2	0.83	0.70	25 (86)	21 (40)	<b>0.32</b>	0.30
8. Denmark (Nielsen, L)	6	19	4	1-0	0-0	5-1	0.96	0.18	27 (69)	5 (16)	<b>0.26</b>	0.14
9. Germany (Schoepp, A)	6	16	7	0-0	2-1	4-0	0.80	0.30	24 (73)	9 (25)	<b>0.26</b>	0.23
10. Hungary (Szekeres, I)	6	13	14	0-0	1-0	4-4	0.59	0.56	19 (79)	18 (41)	<b>0.19</b>	0.44

GP = Games Played, EF = Ends for; 4+ = 4pts or more points scored for - 4pts or more points scored against; 3 = 3 points scored for - 3 points scored against; 2 = 2 points scored for - 2 points scored against; PF/E = Points scored per end; PA/E = Point against per end; PA (%) = Point for (% of points for); PA (%) = Point against (% of points against); HE = Hammer efficiency, % of time taking 2+ points with hammer; SAE = Stolen against efficiency, % of time giving a stolen end.



## Event Leaders

Division A -- Without Hammer													
Team	GP	EF	EA	4+	3	2	PF/E	PA/E	PF (%)	PA (%)	FE	SE	
1. Switzerland (Ott, M)	6	9	16	0-0	1-1	2-2	0.48	0.74	13 (32)	20 (69)	<b>0.81</b>	0.33	
2. Sweden (Sigfridsson, M)	6	8	15	1-0	3-1	2-2	0.77	0.73	20 (40)	19 (79)	<b>0.80</b>	0.31	
3. Denmark (Nielsen, L)	6	8	16	0-1	0-1	4-5	0.41	0.90	12 (31)	26 (84)	<b>0.56</b>	0.28	
4. Russia (Sidorova, A)	6	10	15	0-1	2-1	1-5	0.54	0.93	15 (33)	26 (84)	<b>0.53</b>	0.36	
5. Hungary (Szekeres, I)	6	4	16	0-0	0-2	1-6	0.24	1.24	5 (21)	26 (59)	<b>0.50</b>	0.19	
6. Germany (Schoepp, A)	6	6	16	0-1	0-1	3-6	0.36	1.08	9 (27)	27 (75)	<b>0.50</b>	0.24	
7. Scotland (Muirhead, E)	6	9	13	0-0	0-1	2-6	0.39	0.75	11 (27)	21 (81)	<b>0.46</b>	0.32	
8. Czech Republic (Klimova, L)	6	2	19	0-1	0-1	0-9	0.07	1.13	2 (6)	34 (83)	<b>0.42</b>	0.07	
9. Italy (Gaspari, D)	6	3	18	0-0	0-2	1-9	0.17	1.35	4 (14)	31 (60)	<b>0.39</b>	0.13	
10. Finland (Malmi, A)	6	2	21	0-3	0-2	0-9	0.07	1.59	2 (6)	43 (83)	<b>0.33</b>	0.07	

GP = Games Played, EF = Ends for; 4+ = 4pts or more points scored for - 4pts or more points scored against; 3 = 3 points scored for - 3 points scored against; 2 = 2 points scored for - 2 points scored against; PF/E = Points scored per end; PA/E = Point against per end; PA (%) = Point for (% of points for); PA (%) = Point against (% of points against); FE = Force efficiency, % of time forcing 1 point without hammer; SE = Stolen against efficiency, % of time stealing an end.

## Cumulative Stats Leaders By TEAM

TEAM	#Shots	Points	Difficulty	Sweeping	PCT
Sweden (Sigfridsson, M)	398	1551	1.80	5.3	80.8
Russia (Sidorova, A)	388	1454	1.80	5.0	77.7
Denmark (Nielsen, L)	453	1671	1.76	5.5	76.4
Switzerland (Ott, M)	420	1524	2.00	5.3	75.9
Scotland (Muirhead, E)	395	1434	1.88	5.1	75.5
Italy (Gaspari, D)	421	1435	1.92	5.1	70.9
Germany (Schoepp, A)	450	1528	1.78	6.1	70.3
Finland (Malmi, A)	446	1482	1.94	5.3	69.4
Czech Republic (Klimova, L)	455	1499	1.82	5.8	68.3
Hungary (Szekeres, I)	435	1320	1.88	5.2	63.1

## Cumulative Stats Leaders By Position

---

<b>FOURTH</b>	<b>#Shots</b>	<b>Points</b>	<b>Difficulty</b>	<b>Sweeping</b>	<b>PCT</b>
Maria Prytz (Sigfridsson)	99	382	1.92	5.2	80.3
Anna Sidorova (Sidorova)	95	346	2.06	5.0	76.4
Eve Muirhead (Muirhead)	98	353	2.02	5.4	75.2
Mirjam Ott (Ott)	104	373	1.98	5.5	74.7
Lene Nielsen (Nielsen)	111	393	1.94	5.7	73.9
Diana Gaspari (Gaspari)	104	342	2.20	4.7	69.3
Linda Klimova (Klimova)	114	379	1.92	5.4	69.0
Anne Malmi (Malmi)	110	350	2.38	5.5	67.8
Andrea Schoepp (Schoepp)	104	335	2.14	6.5	67.3
Ildiko Szekeres (Szekeres)	105	317	2.08	5.0	63.0

<b>THIRD</b>	<b>#Shots</b>	<b>Points</b>	<b>Difficulty</b>	<b>Sweeping</b>	<b>PCT</b>
Carmen Schaefer (Ott)	106	403	2.34	5.7	80.7
Christina Bertrup (Sigfridsson)	100	386	1.94	5.2	80.7
Liudmila Privivkova (Sidorova)	98	369	1.90	4.7	78.6
Helle Simonsen (Nielsen)	114	422	1.82	5.6	77.1
Anna Sloan (Muirhead)	99	359	2.00	4.8	75.9
Imogen Oona Lehmann (Schoepp)	115	386	1.88	5.6	70.1
Giorgia Apollonio (Gaspari)	106	351	2.02	5.0	69.3
Kamila Mosova (Klimova)	114	369	1.98	5.8	67.7
Oona Kauste (Malmi)	112	355	1.98	5.5	66.2
Alexandra Beres (Szekeres)	110	347	2.08	5.5	66.2

## Cumulative Stats Leaders By Position

<b>SECOND</b>	<b>#Shots</b>	<b>Points</b>	<b>Difficulty</b>	<b>Sweeping</b>	<b>PCT</b>
Carmen Kueng (Ott)	106	394	2.12	5.3	78.4
Vicki Adams (Muirhead)	100	372	2.06	4.8	78.2
Maria Wennerstroem (Sigfridsson)	100	375	1.80	5.4	77.9
Anna Kubeskova (Klimova)	14	51	2.00	6.7	76.5
Margarita Fomina (Sidorova)	98	362	1.70	5.5	76.3
Nicole Muskatewitz (Schoepp)	8	29	1.62	5.0	74.8
Chiara Olivieri (Gaspari)	106	378	1.94	5.1	74.4
Jeanne Ellegaard (Nielsen)	114	399	1.84	5.3	72.9
Heidi Hossi (Malmi)	112	376	2.04	5.3	70.7
Stella Heiss (Schoepp)	108	341	1.84	6.2	65.6
Tereza Pliskova (Klimova)	100	308	2.02	6.0	64.5
Agnes Patonai (Szekeres)	110	305	2.04	5.3	58.3
<b>LEAD</b>	<b>#Shots</b>	<b>Points</b>	<b>Difficulty</b>	<b>Sweeping</b>	<b>PCT</b>
Margaretha Sigfridsson (Sigfridsson)	99	408	1.52	5.3	84.4
Maria Poulsen (Nielsen)	114	457	1.44	5.4	81.8
Ekaterina Galkina (Sidorova)	97	377	1.52	4.9	79.7
Corinna Scholz (Schoepp)	115	437	1.32	6.2	77.2
Marjo Hippi (Malmi)	112	401	1.38	4.9	72.8
Claire Hamilton (Muirhead)	98	350	1.42	5.2	72.8
Claudia Alvera (Gaspari)	105	364	1.50	5.8	70.7
Katerina Urbanova (Klimova)	113	392	1.38	5.8	70.5
Janine Greiner (Ott)	104	354	1.58	4.6	69.7
Boglarka Adam (Szekeres)	110	351	1.34	5.2	64.8

## Stats Explained

Below is important information describing the meaning of all statistics covered in this Stats Report:

**HMR** = Record with hammer to start game;  
**STL** = Record without hammer to start game;  
**1-PT** = Record in games decided by 1 point;  
**EE-H** = Extra end record with hammer;  
**EE-S** = Extra end record without hammer.

### Game Statistics:

All game statistics are calculated based on 10 end games. For example, PF/G is calculated by taking the total points scored, multiplying by a constant (10) and dividing by the actual ends played.

**PF/G** = Points For per Game;  
**PA/G** = Points Against per Game;  
**EF/G** = Ends For per Game;  
**EA/G** = Ends Against per Game;  
**BE/G** = Blanks Ends per Game.

### End Statistics:

**PF/E** = Points For per End. Total points scored divided by total ends taken. Offensive indicator.  
**PA/E** = Points Against per End. Total points against divided by total ends against. Defensive indicator.

### Efficiency Statistics:

**HE** = Hammer Efficiency = percentage of time taking 2 or more points with hammer. A team with a high hammer efficiency executes well with the hammer.

**FE** = Force Efficiency: percentage of time forcing 1 point without when the other team has the hammer. A team with a high force efficiency plays well defensively.

**SE** = Steal Efficiency = percentage of time stealing an end. A team with high steal efficiency is very good at stealing ends.

**SAE** = Steals Against Efficiency = percentage of time giving up a stolen end. A team with low steals against efficiency is very good at defending against stolen ends.

### Player and Team Shooting Statistics:

**Points (PTS)** = Total Points Scored. X/5

**Difficulty (DIF)** = Average Degree of Difficulty. Degree of Difficulty is an automated micro-multiplier (between 1.000 - 1.200) based upon each shot thrown, including pre and post contact modifiers. Degree of difficulty factors into the overall Shooting Percentage.

**Sweeping (SWP)** = Average Sweep Factor. Average distance swept (percentage). Determines effective usage of sweepers for shots. Sweep factor is not factored into the overall Shooting Percentage.

**Shooting Percentage (PCT)** = Average Shooting Accuracy (percentage).